

# Architecture and Implementation of Database Systems (Winter 2015/16)

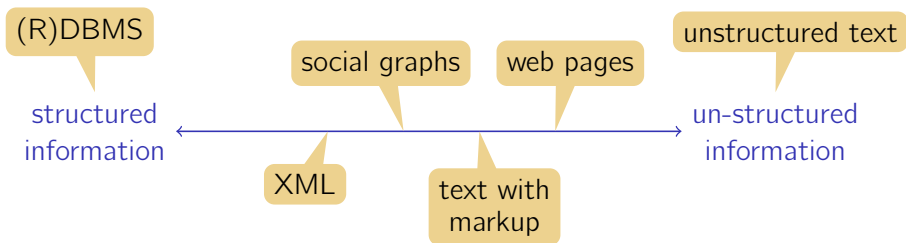
Jens Teubner, DBIS Group  
`jens.teubner@cs.tu-dortmund.de`

Winter 2015/16

## Part XII

# Search

- Ever-increasing amounts of data are available electronically.
- These data have varying degrees of **structure**.



- How can we efficiently store and access such **un-structured data**?  
→ success of **search engines** ~ “search”

# Boolean Queries

Let's start with what we have. . .

- *E.g.*, four **documents**

Tropical fish include fish found in tropical environments around the world, including both freshwater and salt water species.

doc<sub>1</sub>

Fishkeepers often use the term tropical fish to refer only those requiring fresh water, with salt-water tropical fish referred to as marine fish.

doc<sub>2</sub>

Tropical fish are popular aquarium fish, due to their often bright coloration.

doc<sub>3</sub>

In freshwater fish, this coloration typically derives from iridescence, while salt water fish are generally pigmented.

doc<sub>4</sub>

- Say we're interested in "freshwater fish."

→ Two **search terms**: "freshwater" and "fish"

Query in SQL-style notation:

```
SELECT *  
FROM Documents AS D  
WHERE D.content CONTAINS 'freshwater'  
AND D.content CONTAINS 'fish'
```

**Idea:**

- **Index** to look up *term* → *document*.

→ There will be an index entry for every word in every document.

 **Execution strategy for the above query?**

## Discussion:

- Returns **all** documents that contain both search terms.
  - This may be **more** than we want.  
Google: about 21 million pages with “freshwater” and “fish!”
- Returns **nothing else**.
  - This may be **less** than we want.  
doc<sub>2</sub> and doc<sub>3</sub> may be relevant for us, too.
- Returns documents in **no specific order**.
  - But some documents might be **more relevant** than others.
  - ORDER BY won't help!

## Boolean Query: (exact match retrieval)

- A predicate precisely tells whether a document belongs to the result.

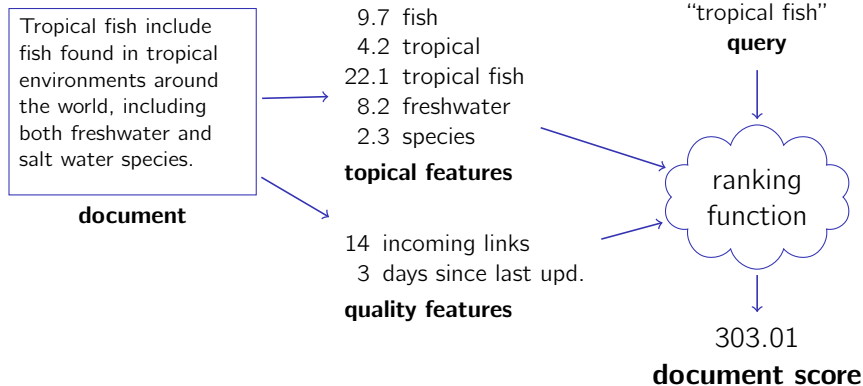
## Ranked Query:

- Results are **ranked** according to their **relevance** (to the query).

# Ranking

**Goal:** Rank documents higher that are **closer** to the query's intention.

- Extract **features** from each document.
- Use **feature vector** and **query** to compute a **score**.



## Idea:

- Compute **similarity** between query and document.

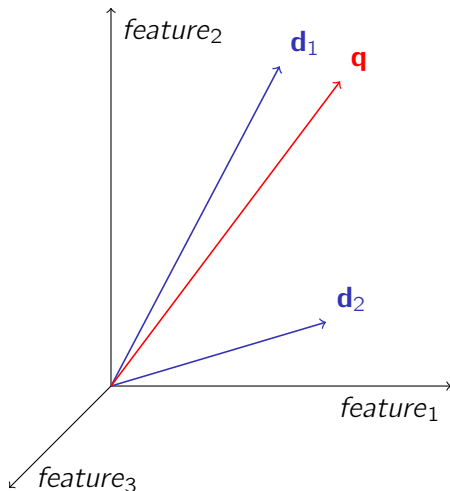
## Similarity:

- Define a set of **features** to use for ranking.
  - each **term** in the collection is one feature
  - possible features: document size/age, page rank, etc.
- For each **document** compute a **feature vector  $d_i$** ;
  - e.g., yes/no features; term count; etc.
- For the **query** compute a **feature vector  $q$** .
- Measure **similarity** of the two vectors.



# Vector Space Model

Two vectors are similar if the **angle** between them is small.



**Cosine** between **d<sub>i</sub>** and **q**:

$$\cos(\mathbf{d}_i, \mathbf{q}) = \frac{\sum_j d_{ij} \cdot q_j}{\sqrt{\sum_j d_{ij}^2 \cdot \sum_j q_j^2}}$$

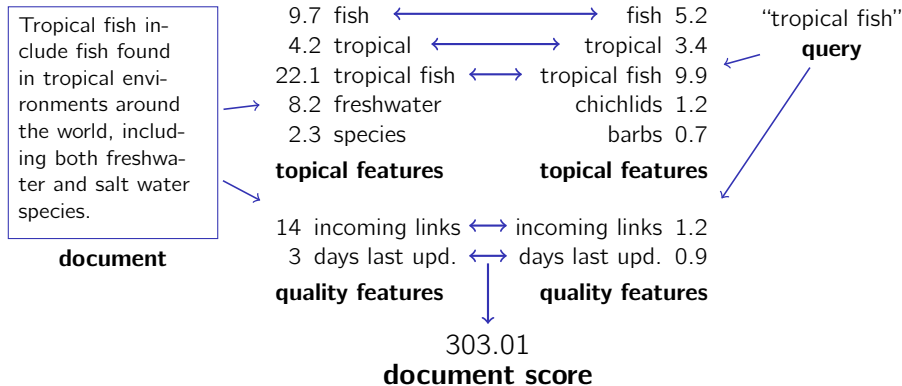
(*j* iterates over all features/terms;  
*i* is the document in question)

→ “vector space model”

# Ranking Model

Ignoring the normalization term:  $\text{sim}(\mathbf{d}_i, \mathbf{q}) = \sum_j d_{ij}q_j$ .

→ Multiply corresponding feature values, then sum up.



 **What does this mean for an implementation?**

## What are good features (and their values)?

### Topical Features:

- Each **term** in the collection ( $\rightsquigarrow$  vocabulary) is one feature.

### Feature Value:

- A document with **multiple occurrences** of 'foo' is likely more relevant to queries that contain 'foo'.
  - **term frequency**  $tf$  as a feature value.

$$tf_{doc,foo} = \frac{\text{number of occurrences of 'foo' in } doc}{\text{number of words in } doc}$$

- Normalize to account for different document sizes.

- Terms that occur **in many documents** are less discriminating.

→ **inverse document frequency** *idf*:

$$idf_{foo} = \log \frac{\text{number of documents in the collection}}{\text{number of documents that contain 'foo'}}$$

→ *idf* is a property of the **term**, not the document!

- Combine to obtain feature value  $d_{ij}$  (document  $i$ , term  $j$ ):

$$d_{ij} = tf_{ij} \cdot idf_j .$$

- Do the same thing for **query** features  $q_j$ .

tf / idf weights essentially come from **intuition and experiments**.

→ No formal basis for the formulas above.

## Alternative Formulations:

- **Boolean** “frequencies”:

$$tf_{ij} = \begin{cases} 1 & \text{when term } j \text{ occurs in document } i \\ 0 & \text{otherwise} \end{cases}$$

- Use **logarithm** rather than raw count:

$$tf_{ij} = \log(f_{ij}) + 1$$

(add 1 to ensure non-zero weights)

- Give benefit for words that occur in titles, etc.

Some document characteristics do not tell whether the document matches the subject of a query.

→ Yet they may be relevant to the ranking/quality of the document.

## Examples:

- Web pages with higher incoming link count may more trustworthy.
- Documents that weren't modified for a long time may contain outdated information.

Quality features for the **query** may help to express the user's intention:

- Is (s)he only interested in the most recent news?
  - Give higher weight to features like 'days last updated'.

**PageRank**<sup>28</sup> is a quality feature that became popular with the rise of Google.

**Motivation:** Use **link analysis** to rate the popularity of a web site.

- **Incoming links** indicate quality, but are easy to manipulate.
- Try to weigh each incoming link by the popularity of the originating site.

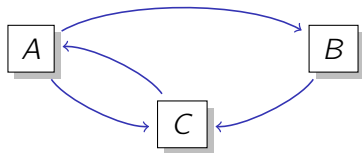
**Idea:**

- Assume a **random Internet surfer** Alice.
  - On every page, randomly click some of its outgoing links.
  - Every now and then (with probability  $\lambda$ ) jump to a random page instead.
- PageRank of a page  $p$ : What is the probability that Alice looks at  $p$  when we randomly interrupt her browsing?

---

<sup>28</sup>Named after Google founder Larry Page.

## Example:



Probability that Alice ends up on C:

$$PR(C) = \underbrace{\frac{\lambda}{3}}_{\text{random jump}} + (1 - \lambda) \cdot \underbrace{\left( \frac{PR(A)}{2} + \frac{PR(B)}{1} \right)}_{\text{chance of coming from A or B}} .$$

Generally:

$$PR(u) = \frac{\lambda}{N} + (1 - \lambda) \cdot \sum_{v \in B_u} \frac{PR(v)}{\text{outgoing}_v} .$$



But we don't know  $PR(A)$  and  $PR(B)$ , yet!

→ **Iterate** the above formula and PageRanks will converge.

→ *E.g.*, initialize with equal PageRanks  $1/n$ .

■ A typical value for  $\lambda$  is 0.15.

■ Today, PageRank is just one out of many features used in ranking.

→ Tends to have most impact on popular queries.

# Prepare for Queries

Before querying, documents must be **analyzed**:

- 1 **Parse** and **tokenize** document.
  - Strip markup (if applicable), identify text to index.
  - Break text into **tokens** (words).
  - Normalize **capitalization**.
- 2 Remove **stop words**.
  - 'the,' 'a,' 'this,' 'that,' etc. generally not useful for search.
- 3 Normalize words to terms ("**stemming**").
  - *E.g.*, 'fishing,' 'fished,' 'fisher' → 'fish'
  - Stems need not themselves be words (*e.g.*, 'describe,' 'describing,' 'description' → 'describ')
- 4 Some systems also extract **phrases**.
  - *E.g.*, 'european union,' 'database conference'

Terms are then used to populate an **index**.

# Inverted Files

A search engine's document collection is essentially a mapping

*document*  $\rightarrow$  list of *term* .

To search the collection, it is much more useful to construct the mapping

*term*  $\rightarrow$  list of *document* .

*E.g.*,

<i>term</i>	<i>docs</i>	<i>term</i>	<i>docs</i>
and	( <i>doc</i> <sub>1</sub> )	both	( <i>doc</i> <sub>1</sub> )
aquarium	( <i>doc</i> <sub>3</sub> )	bright	( <i>doc</i> <sub>3</sub> )
are	( <i>doc</i> <sub>3</sub> , <i>doc</i> <sub>4</sub> )	coloration	( <i>doc</i> <sub>3</sub> , <i>doc</i> <sub>4</sub> )
around	( <i>doc</i> <sub>1</sub> )	derives	( <i>doc</i> <sub>4</sub> )
as	( <i>doc</i> <sub>2</sub> )	due	( <i>doc</i> <sub>3</sub> )

A representation of this type is thus also called **inverted file**<sup>29</sup>.

- Conceptually, an inverted file is the same as a **database index**.
- However, in a search engine, *the* inverted file forms the heart of the whole system.
  - It makes sense to specialize and fine-tune its implementation.
  - Terminology: For each **index term** there's one **inverted list**.  
The inverted list is a list of **postings**.

## Characteristics:

- The set of **index terms** is pretty much fixed (e.g., given by the English dictionary).
- Sizes of **inverted lists**, by contrast, grow with the number of documents indexed.
  - Their **sizes** typically follow a **Zipfian distribution**.


---

<sup>29</sup>sometimes also “inverted index”

Inverted files can grow **large**.

- One posting for every term in every document.
- Index about as large as entire document collection.

It thus makes sense to **compress** inverted lists.

 **How well will lists of document ids compress?**

# Inverted Files—Compression

This changes if we **sort**, then **delta-encode** inverted lists:

1, 5, 9, 18, 23, 24, 30, 44, 45, 48



1, 4, 4, 9, 5, 1, 6, 14, 1, 3

Can now use compression schemes that favor **small values**.

→ *E.g.*, **null suppression**

- Suppress **leading null bytes**.
- Encode number of suppressed nulls with fixed-length prefix.
- *E.g.*, 18 → 0000010010; 427 → 0100000001 10101011.

→ *E.g.*, **unary codes**

- Encode  $n$  with sequence of  $n$  1s, followed by a 0.
- *E.g.*, 0 → 0; 1 → 10; 2 → 110; 12 → 1111111111110.

## Elias- $\gamma$ Codes:

- To encode  $n$ , compute

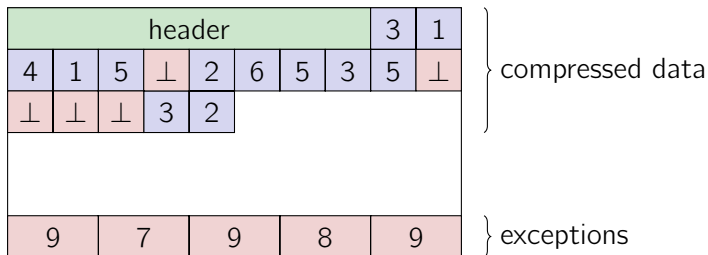
$$\begin{aligned}n_d &= \lfloor \log_2 n \rfloor && \text{“position of leading bit”} \\n_r &= n - 2^{\lfloor \log_2 n \rfloor} && \text{“value encoded by remaining bits”}\end{aligned}$$

- Then, represent  $n$  using
  - $n_d$ , unary-encoded; followed by
  - $n_r$ , binary-encoded.

$n$	$n_d$	$n_r$	code
1	0	0	0
2	1	0	100
3	1	1	101
15	3	7	1110 111
255	7	127	11111110 1111111

## PFOR Compression:

- Illustrated here using compressed representation of the digits of  $\pi$ .<sup>30</sup>



- Decompressed numbers: 31415926535897932

<sup>30</sup>PFOR was developed in the context of the MonetDB/X100 main-memory database project, now commercialized by Actian.



During decompression, we have to consider all the exceptions:

```
for (i=j=0; i<n; i++)
    if (code[i] !=  $\perp$ )
        output[i] = DECODE (code[i]);
    else
        output[i] = exception[--j];
```

For PFOR, DECODE is a simple addition:

```
#define DECODE(a) ((a) + base_value)
```

**Problem on modern hardware:** High **branch misprediction cost**.

# PFOR: Avoiding the Misprediction Cost

Invest some unnecessary work to avoid high misprediction penalty.

Run decompression in **two phases**:

- 1 **Decompress** all regular fields, but don't care about exceptions.
- 2 Work in all the exceptions and **patch** the result.

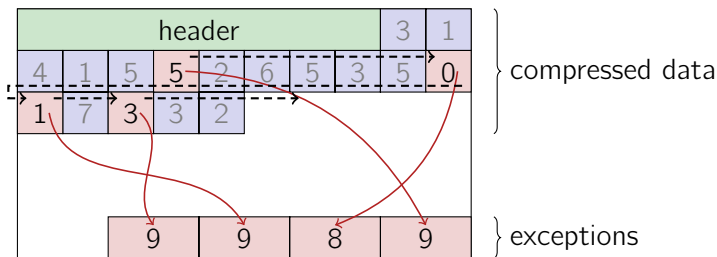
```
/* ignore exceptions during decompression */  
for (i=0; i<n; i++)  
    output[i] = DECODE (code[i]);  
  
/* patch the result */  
foreach exception  
    patch corresponding output item ;
```

# PFOR: Patching the Output



We **don't** want to use a branch to find all exception targets!

**Thus:** interpret values in “exception holes” as **linked list**:



→ Can now traverse exception holes and patch in exception values.

# PFOR: Patching the Output

The resulting decompression routine is branch-free:

```
/* ignore exceptions during decompression */
for (i=0; i<n; i++)
    output[i] = DECODE (code[i]);

/* patch the result (traverse linked list) */
j=0;
for (cur=first_exception; cur<n; cur=next) {
    next = cur + code[cur] + 1;
    output[cur] = exception[--j];
}
```

With inverted lists available, the evaluation of

$term_1$  and  $term_2$

amounts to computing the **intersection** of the two inverted lists.

**Strategy:** (assuming inverted lists are **sorted** by document id)

→ “Merge” lists  $I_{term_1}$  and  $I_{term_2}$  (↗ `merge_join()`, slide 186).

→ Cost: linear scan of  $I_{term_1}$  plus linear scan of  $I_{term_2}$ .

**Problem:** Long, inefficient scans

*E.g.,*

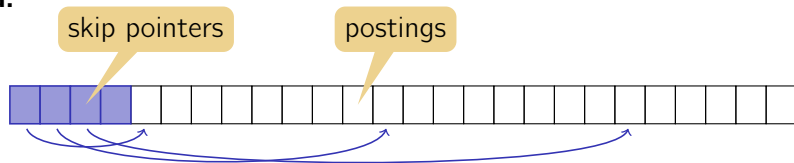
■  $|I_{fish}| = 300 \text{ M}$ ;  $|I_{freshwater}| = 1 \text{ M}$ .

■ At least 299 M  $I_{fish}$  entries scanned unnecessarily.

→ **Skip** over those entries?

# Skip Pointers

## Idea:



- **Skip pointers** point to every  $k$ th posting.
- skip pointer:  $\langle \text{byte pos}, \text{doc id} \rangle$ .

## Skip forward to document $d$ :

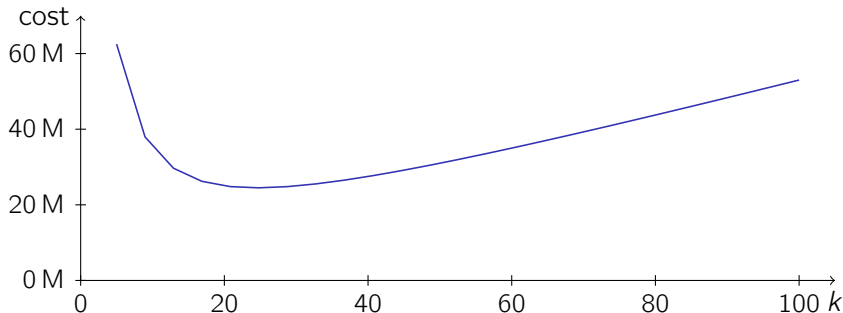
- 1 Read skip pointer list as long as  $\text{doc id} \leq d$ .
- 2 Follow the pointer and scan posting list from there to find  $d$ .

# Skip Pointers

**Example:**  $|I_{fish}| = 300 \text{ M}$ ;  $|I_{freshwater}| = 1 \text{ M}$ ; skip distance  $k$ .

For complete merge: (cost to read  $I_{fish}$ )

- Read all  $300 \text{ M}/k$  skip pointers.
- Perform  $1 \text{ M}$  posting list scans; average length:  $\frac{1}{2}k$ .
- Total cost to read  $I_{fish}$ :  $300,000,000/k + 500,000k$ :



## Improvements:

- Rather than reading skip pointer list sequentially, use
  - binary search,
  - exponential search (also: “galloping search”), or
  - interpolation search.



**Why not use these search methods directly on the inverted list?**



## Idea:

- 1 **Compute score** for each document.
- 2 **Sort** by score.
- 3 **Return** top  $n$  result documents.

Only features  $j$  where  $q_j \neq 0$  will contribute to  $\sum_j d_{ij}q_j$ .

→ Score only documents that appear in at least one inverted list for the index terms in  $\mathbf{q}$ .

# Term-at-a-Time Retrieval

Process inverted lists one after another:

```
1  $R \leftarrow \text{PriorityQueue}(n)$  ;
2  $A \leftarrow \text{HashTable}()$  ;
3 foreach term  $j$  in  $q$  do
4   foreach document  $i$  in inverted list for  $j$  do
5      $score \leftarrow A.get(i)$  ;
6     if not found then
7        $A.put(i, d_{ij}q_j)$  ;
8     else
9        $A.put(i, score + d_{ij}q_j)$  ;
10  foreach  $\langle i, score \rangle$  in  $A$  do
11     $R.add(i, score)$  ;
12 return  $R$  ;
```

# Document-at-a-Time Retrieval

```
1  $R \leftarrow$  PriorityQueue( $n$ ) ;
2 foreach term  $j$  in  $q$  do
3    $\lfloor$   $L.add$ (inverted list for  $j$ ) ;
4 while  $L$  is not empty do
5   /* Find next document  $i$  in any inverted list */
6    $i \leftarrow$  smallest  $l_j.docID$  in  $L$  ;
7   /* Score document  $i$  */
8    $score \leftarrow 0$  ;
9   foreach  $l_j \in L$  do
10    if  $l_j.docID = i$  then
11       $score \leftarrow score + d_{ij}q_j$  ;
12       $l_j.advance()$  ;
13      if eof( $l_j$ ) then
14         $\lfloor$   $L.remove(l_j)$  ;
15     $R.add(i, score)$  ;
16 return  $R$  ;
```

## Restriction:

- Return only documents that contain **all** of the query terms.

## Then:

- Document-at-a-time  $\rightsquigarrow$  intersection/merging.
  - Use **skip lists** to navigate through inverted lists quickly.
- In  $k$ -way merges, it may help to always consult **shortest inverted list first**.



This is a heuristic and might miss some top- $n$  results!

# Threshold Methods: MaxScore

Top- $n$  formulation returns only documents with  $score \geq \tau$ .

→ But we know  $\tau$  only after we evaluated the query!

## However:

- Once we added  $n$  elements to the priority queue  $R$ , we can conclude that

$$\tau \geq \tau' \stackrel{\text{def}}{=} \text{minimum score in } R .$$

*i.e.*,  $\tau'$  is a conservative estimate for  $\tau$ .

- For each inverted list  $l_j$ , maintain **maximum score**  $\mu_j$ .
  - Once  $\tau' > \mu_j$ , documents that occur only in  $l_j$  can be skipped.

**MaxScore** achieves similar effect as conjunctive processing, but guarantees a **correct result**.

We assumed that posting lists are **sorted by document id**.

- Enables delta encoding.
- Eases intersection/merging.

Document ids, however, were so far assigned “**randomly**”.

## Idea:

- Assign document ids/order inverted lists, so list processing can be **terminated early**.
- *E.g.*, order by **decreasing value of quality features**.
  - $\mu_j$  decreases within  $l_j$ .

# Inverted Lists with More Details

## So far:

- Inverted lists contain document ids (pointers to documents).
- Must read (maybe even parse, tokenize, stem) documents to get  $q_{ij}$ .

## Instead:

- Add information to inverted lists to **avoid document access**.
- Example: Add
  - number of documents that contain the term ( $\rightsquigarrow idf_j$ )
  - number of occurrences of the term in the document ( $\rightsquigarrow tf_{ij}$ )

<i>term</i>	#	<i>docs</i>
and	1	(⟨ <i>doc</i> <sub>1</sub> :1⟩)
aquarium	1	(⟨ <i>doc</i> <sub>3</sub> :1⟩)
are	2	(⟨ <i>doc</i> <sub>3</sub> :1⟩, ⟨ <i>doc</i> <sub>4</sub> :1⟩)
around	1	(⟨ <i>doc</i> <sub>1</sub> :1⟩)
as	1	(⟨ <i>doc</i> <sub>2</sub> :1⟩)

<i>term</i>	#	<i>docs</i>
both	1	(⟨ <i>doc</i> <sub>1</sub> :1⟩)
bright	1	(⟨ <i>doc</i> <sub>3</sub> :1⟩)
coloration	2	(⟨ <i>doc</i> <sub>3</sub> :1⟩, ⟨ <i>doc</i> <sub>4</sub> :1⟩)
derives	1	(⟨ <i>doc</i> <sub>4</sub> :1⟩)
due	1	(⟨ <i>doc</i> <sub>3</sub> :1⟩)

# Inverted Lists with More Details

Instead, some systems store **word positions**:

<i>term</i>	<i>#</i>	<i>docs</i>
and	1	(⟨ <i>doc</i> <sub>1</sub> : (15)⟩)
aquarium	1	(⟨ <i>doc</i> <sub>3</sub> : (5)⟩)
are	2	(⟨ <i>doc</i> <sub>3</sub> : (3)⟩, ⟨ <i>doc</i> <sub>4</sub> : (14)⟩)
⋮	⋮	⋮
fish	4	(⟨ <i>doc</i> <sub>1</sub> : (2, 4)⟩, ⟨ <i>doc</i> <sub>2</sub> : (7, 18, 23)⟩, ⟨ <i>doc</i> <sub>3</sub> : (2, 6)⟩, ⟨ <i>doc</i> <sub>4</sub> : (3, 13)⟩)
⋮	⋮	⋮

→ Find phrases (“tropical fish”) or rank documents higher where search terms occur nearby.



## Store $tf_{ij}idf_j$ directly in inverted list?

- ✓ **Speeds up** computation of document scores.
  - Could incorporate even more expensive offline computations.
- ✗ Very **inflexible**.
  - What if ranking function changes? Need to re-compute index!
- ✗ Scoring values might **compress** poorly.

## More Tricks:

- Store **extent lists** as inverted lists:
  - *E.g.*, inverted list for 'title', storing **document regions** that correspond to the document's title.
  - Fits well with start/end tags in markup languages.

# Evaluating a Search Engine

A good search engines returns

- **many relevant documents**, but
- **few non-relevant documents**.

## “Relevant”?

- What matters is **relevance to the user**.
- To evaluate a search engine
  - Take a **test collection** of documents and queries.
  - Obtain **relevance judgements** from **experts (users)**.
  - Compare search engine output to expert judgements.

## Recall:

- How many of the relevant documents were retrieved?

$$Recall = \frac{|\text{retrieved documents that are relevant}|}{|\text{all relevant documents}|}$$

## Precision:

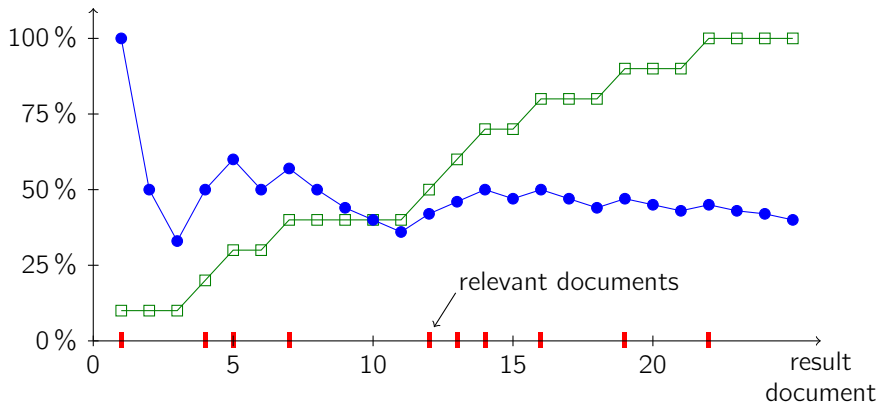
- How many of the retrieved documents are relevant?

$$Precision = \frac{|\text{retrieved documents that are relevant}|}{|\text{retrieved documents}|}$$

Since we return top- $n$  documents according to rank, both values will vary with  $n$ .

# Recall and Precision

Precision and recall for an example document/query:



# Recall and Precision

- Recall is **monotonically increasing**.
- Precision tends to **decrease** with  $n$ .
- Draw “recall-precision graph”

