

# Architecture and Implementation of Database Systems (Winter 2015/16)

Jens Teubner, DBIS Group  
`jens.teubner@cs.tu-dortmund.de`

Winter 2015/16

## Part III

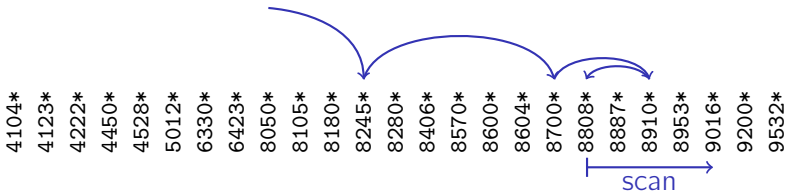
# Indexing

```
SELECT *
FROM CUSTOMERS
WHERE ZIPCODE BETWEEN 8800 AND 8999
```

## How could we prepare for such queries and evaluate them efficiently?

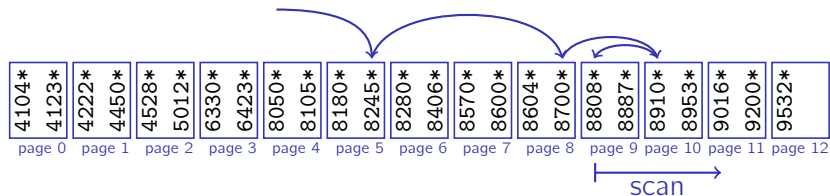
We could

- 1 **sort** the table on disk (in ZIPCODE order).
- 2 To answer queries, then use **binary search** to find first qualifying tuple, and **scan** as long as  $\text{ZIPCODE} < 8999$ .



$k^*$  denotes the full data record with search key  $k$ .

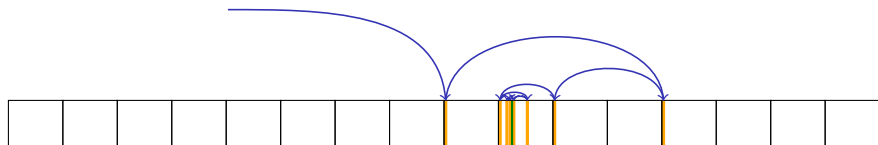
# Ordered Files and Binary Search



✓ We get **sequential access** during the **scan phase**.

We need to read  $\log_2(\# \text{ tuples})$  tuples during the **search phase**.

✗ We need to read about as many **pages** for this.  
(The whole point of binary search is that we make far, unpredictable jumps. This largely defeats prefetching.)

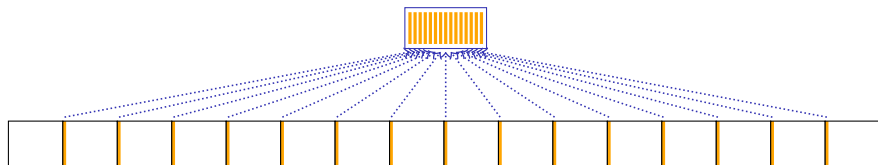


## Observations:

- Make rather **far jumps initially**.
  - For each step read **full page**, but inspect only **one record**.
- After  $\mathcal{O}(\log_2 \textit{pagesize})$ , search stays **within one page**.
  - I/O cost is used much more efficiently here.

# Binary Search and Database Pages

**Idea:** “Cache” those records that might be needed for the first phase.

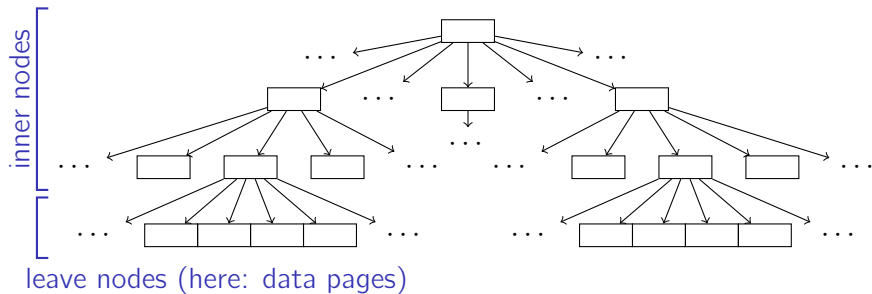


→ If we can keep the cache **in memory**, we can find **any** record with just a **single I/O**.

 **Is this assumption reasonable?**

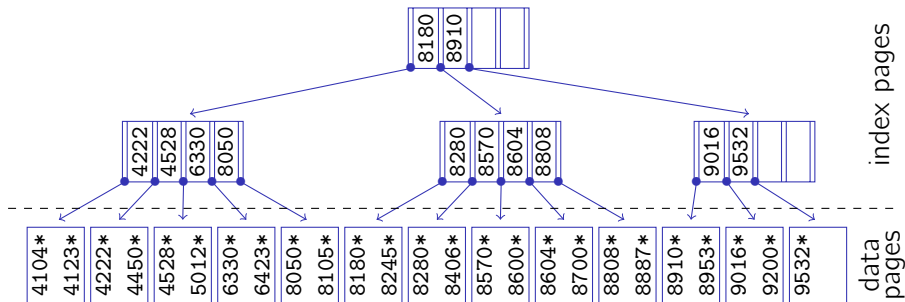
## What if my data set is really large?

- “Cache” will span many pages, too.  
(In practice, we’ll organize the cache just like any other database object.)
- Thus: **“cache the cache”** → hierarchical “cache”

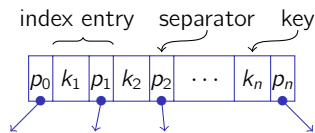


# ISAM—Indexed Sequential Access Method

**Idea:** Accelerate the search phase using an index.



- All nodes are the size of a page
  - hundreds of entries per page
  - large fanout, low depth
- Search effort:  $\log_{fanout}(\# \text{ tuples})$

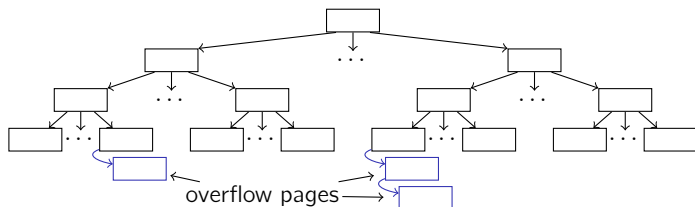




# ISAM Index: Updates

ISAM indexes are inherently **static**.

- **Deletion** is not a problem: delete record from data page.
- **Inserting** data can cause more effort:
  - If space is left on respective leaf page, insert record there (e.g., after a preceding deletion).
  - Otherwise, **overflow pages** need to be added.  
(Note that these will **violate** the sequential order.)
  - ISAM indexes **degrade** after some time.



- Leaving some free space during index creation reduces the insertion problem (typically  $\approx 20\%$  free space).
- Since ISAM indexes are static, pages need not be **locked** during index access.
  - Locking can be a serious bottleneck in dynamic tree indexes (particularly near the root node).
- ISAM may be the index of choice for relatively static data.

# B<sup>+</sup>-trees: A Dynamic Index Structure

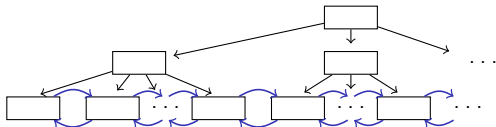
The **B<sup>+</sup>-tree** is derived from the ISAM index, but is fully dynamic with respect to updates.

- **No overflow chains**; B<sup>+</sup>-trees remain **balanced** at all times
- Gracefully adjusts to **inserts** and **deletes**.
- **Minimum occupancy** for all B<sup>+</sup>-tree nodes (except the root): **50 %** (typically: 67 %).
- Original version: **B-tree**: R. Bayer and E. M. McCreight. Organization and Maintenance of Large Ordered Indexes. *Acta Informatica*, vol. 1, no. 3, September 1972.

# B<sup>+</sup>-trees: Basics

B<sup>+</sup>-trees look like ISAM indexes, where

- leaf nodes are, generally, **not** in sequential order on disk,
- leaves are connected to form a **double-linked list**:<sup>2</sup>



- leaves may contain **actual data** (like the ISAM index) or just **references** to data pages (e.g., rids). ↗ slides 79 and 86
  - We assume the **latter** case in the following, since it is the more common one.
- each B<sup>+</sup>-tree node contains between  $d$  and  $2d$  entries ( $d$  is the **order** of the B<sup>+</sup>-tree; the root is the only exception)

<sup>2</sup>This is not really a B<sup>+</sup>-tree requirement, but some systems implement it.

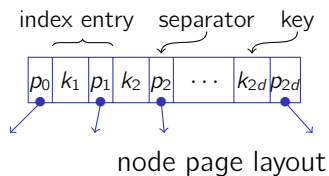
# Searching a B<sup>+</sup>-tree

```
1 Function: search(k)  
2 return tree_search(k, root);
```

---

```
1 Function: tree_search(k, node)  
2 if node is a leaf then  
3   | return node;  
4 switch k do  
5   | case  $k < k_1$   
6     | return tree_search(k,  $p_0$ );  
7   | case  $k_i \leq k < k_{i+1}$   
8     | return tree_search(k,  $p_i$ );  
9   | case  $k_{2d} \leq k$   
10  | return tree_search(k,  $p_{2d}$ );
```

- Function `search(k)` returns a pointer to the leaf node that contains potential hits for search key *k*.



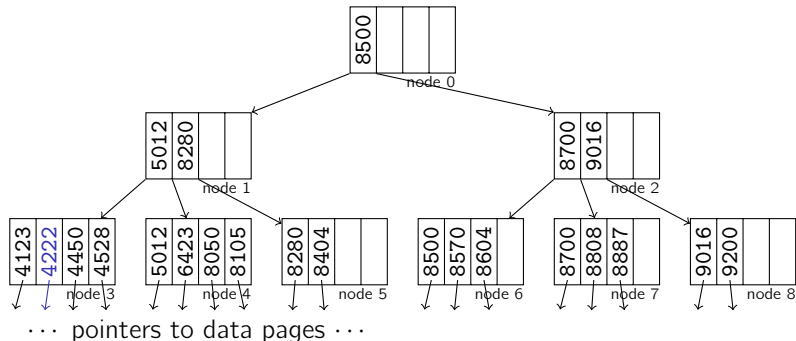
- The B<sup>+</sup>-tree needs to remain **balanced** after every update.<sup>3</sup>
  - We **cannot** create overflow pages.
- Sketch of the insertion procedure for entry  $\langle k, p \rangle$  (key value  $k$  pointing to data page  $p$ ):
  - 1 **Find leaf page**  $n$  where we would expect the entry for  $k$ .
  - 2 If  $n$  has **enough space** to hold the new entry (*i.e.*, at most  $2d - 1$  entries in  $n$ ), **simply insert**  $\langle k, p \rangle$  into  $n$ .
  - 3 Otherwise node  $n$  must be **split** into  $n$  and  $n'$  and a new **separator** has to be inserted into the parent of  $n$ .

Splitting happens recursively and may eventually lead to a split of the root node (increasing the tree height).

---

<sup>3</sup>*i.e.*, every root-to-leaf path must have the same length.

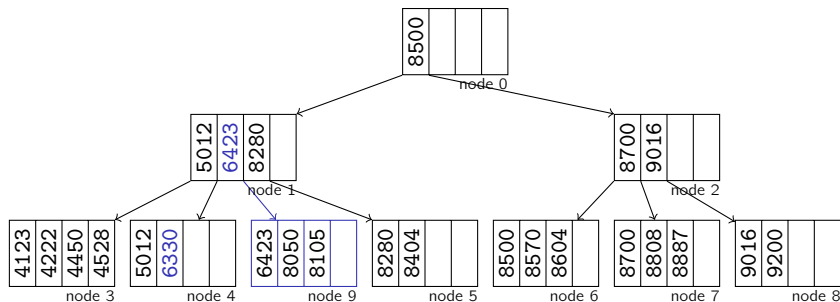
# Insert: Examples (Insert without Split)



Insert new entry with key 4222.

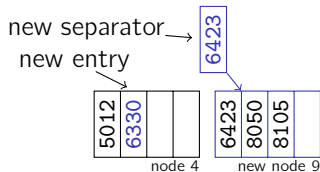
- Enough space in node 3, simply insert.
- Keep entries **sorted within nodes**.

# Insert: Examples (Insert with Leaf Split)



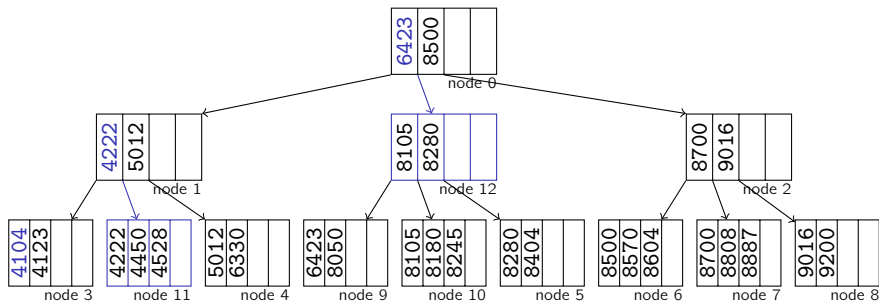
Insert key 6330.

- Must **split** node 4.
- **New separator** goes into node 1 (including pointer to new page).






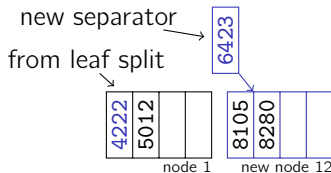
# Insert: Examples (Insert with Inner Node Split)



After 8180, 8245, insert key 4104.

- Must **split** node 3.
- Node 1 overflows → split it
- **New separator** goes into root

Unlike during leaf split, separator key does **not** remain in inner node.  **Why?**



# Insert: Root Node Split

- Splitting starts at the leaf level and continues upward as long as index nodes are fully occupied.
- Eventually, this can lead to a split of the **root node**:
  - Split like any other inner node.
  - Use the separator to create a **new root**.
- The root node is the **only** node that may have an occupancy of less than 50%.
- This is the **only** situation where the tree height increases.

 **How often do you expect a root split to happen?**

# Insertion Algorithm

```
1 Function: tree_insert (k, rid, node)
2 if node is a leaf then
3   | return leaf_insert (k, rid, node);
4 else
5   | switch k do
6     | case  $k < k_1$ 
7       | |  $\langle sep, ptr \rangle \leftarrow$  tree_insert (k, rid,  $p_0$ );
8     | case  $k_i \leq k < k_{i+1}$ 
9       | |  $\langle sep, ptr \rangle \leftarrow$  tree_insert (k, rid,  $p_i$ );
10    | case  $k_{2d} \leq k$ 
11      | |  $\langle sep, ptr \rangle \leftarrow$  tree_insert (k, rid,  $p_{2d}$ );
12    | if sep is null then
13      | | return  $\langle null, null \rangle$ ;
14    | else
15      | | return split (sep, ptr, node);
```

} see tree\_search ()

1 **Function:** leaf\_insert ( $k, rid, node$ )

2 **if** another entry fits into  $node$  **then**

3     insert  $\langle k, rid \rangle$  into  $node$  ;

4     **return**  $\langle \text{null}, \text{null} \rangle$ ;

5 **else**

6     allocate new leaf page  $p$  ;

7     **take**  $\{\langle k_1^+, p_1^+ \rangle, \dots, \langle k_{2d+1}^+, p_{2d+1}^+ \rangle\} :=$  entries from  $node \cup \{\langle k, ptr \rangle\}$

8     |     leave entries  $\langle k_1^+, p_1^+ \rangle, \dots, \langle k_d^+, p_d^+ \rangle$  in  $node$  ;

9     |     move entries  $\langle k_{d+1}^+, p_{d+1}^+ \rangle, \dots, \langle k_{2d+1}^+, p_{2d+1}^+ \rangle$  to  $p$  ;

10     **return**  $\langle k_{d+1}^+, p \rangle$ ;

---

1 **Function:** split ( $k, ptr, node$ )

2 **if** another entry fits into  $node$  **then**

3     insert  $\langle k, ptr \rangle$  into  $node$  ;

4     **return**  $\langle \text{null}, \text{null} \rangle$ ;

5 **else**

6     allocate new leaf page  $p$  ;

7     **take**  $\{\langle k_1^+, p_1^+ \rangle, \dots, \langle k_{2d+1}^+, p_{2d+1}^+ \rangle\} :=$  entries from  $node \cup \{\langle k, ptr \rangle\}$

8     |     leave entries  $\langle k_1^+, p_1^+ \rangle, \dots, \langle k_d^+, p_d^+ \rangle$  in  $node$  ;

9     |     move entries  $\langle k_{d+2}^+, p_{d+2}^+ \rangle, \dots, \langle k_{2d+1}^+, p_{2d+1}^+ \rangle$  to  $p$  ;

10     |     set  $p_0 \leftarrow p_{d+1}^+$  in  $node$ ;

11     **return**  $\langle k_{d+1}^+, p \rangle$ ;

# Insertion Algorithm

```
1 Function: insert (k, rid)
2  $\langle key, ptr \rangle \leftarrow \text{tree\_insert} (k, rid, root);$ 
3 if key is not null then
4     allocate new root page r;
5     populate n with
6          $p_0 \leftarrow root;$ 
7          $k_1 \leftarrow key;$ 
8          $p_1 \leftarrow ptr;$ 
9      $root \leftarrow r;$ 
```


- `insert (k, rid)` is called from outside.
- Note how leaf node entries point to rids, while inner nodes contain pointers to other B<sup>+</sup>-tree nodes.

B-trees use slotted pages, too.

## Inner Nodes:

- record  $\equiv \langle key, childPage \rangle$  pairs.
- Additional key value to hold extra child pointer
  - e.g., key value from reference in parent
  - “dummy key” for far-left or far-right end
- Similar to leaves,  $\langle key, childPage-list \rangle$  might make sense, too.

**Leaf Nodes:** Three options:

- 1 Store full data records in B-tree leaf
  - B-tree becomes a method to physically organize the table's data pages.
  - “clustered index” or “index-organized table”
- 2 record  $\equiv \langle \text{key}, \text{rid-list} \rangle$ 
  - There could be more than one tuple for same key.
- 3 record  $\equiv \langle \text{key}, \text{rid} \rangle$ 
  - Easier when keys are unique.  **Why?**

Options 2 and 3 are reasons why want record ids to be **stable**.

→ slides 51 ff.

*E.g.*, index on VARCHAR field with random content:

Hi Key 0:

Offset Location = 668 (x29C)

Record Length = 455 (x1C7)

Key Part 1:

Variable Length Character String

Actual Length = 0

Child Pointer => Page 24694

Table RID: x(0000 03C6 0027) r(000003C6;0027) d(966;39)

Child Pointer => Page 24695

Table RID: x(0000 0514 0018) r(00000514;0018) d(1300;24)

...

Hi Key 1:

Offset Location = 1123 (x463)

Record Length = 31 (x1F)

Key Part 1:

Variable Length Character String

Actual Length = 16

2B2B357A 5169792F 31307556 73513D3D ++5zQiy/10uVsQ==

Child Pointer => Page 24739

Table RID: x(FFFF FFFF FFFF) r(FFFFFFFF;FFFF) d(4294967295;65535)



## Data Pages:

- Move record without changing its slot/RID.

## Index Pages:

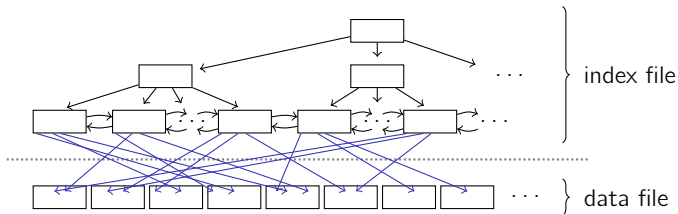
- Also: change slots without moving data.



**Huh?**

# B<sup>+</sup>-trees and Sorting

A typical situation according to alternative 2 looks like this:

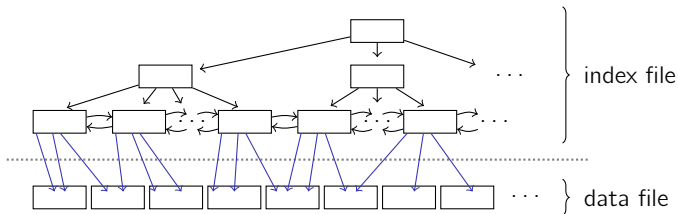


**What are the implications when we want to execute**

**SELECT \* FROM CUSTOMERS ORDER BY ZIPCODE ?**

# Clustered B<sup>+</sup>-trees

If the data file was **sorted**, the scenario would look different:



We call such an index a **clustered index**.

- Scanning the index now leads to **sequential access**.
- This is particularly good for **range queries**.

 **Why don't we make all indexes clustered?**

DB2 does **not** offer clustered indexes in the sense discussed here.

## But:

- Can declare one “clustering index” per table.

```
CREATE INDEX IndexName  
ON TableName (col1, col2, ..., coln) CLUSTER
```

- DB2 will attempt (!) to cluster the table’s **data pages** according to the key of the index.
  - Table **re-organization** will re-establish clustering if necessary.
  - Use **ALTER TABLE** and **PCTFREE** to ease future inserts.

# Index Organized Tables

Alternative 1 (slide 79) is a special case of a clustered index.

- index file  $\equiv$  data file
- Such a file is often called an **index organized table**.

## E.g., Oracle8i

```
CREATE TABLE (...  
                ...,  
                PRIMARY KEY (...))  
  ORGANIZATION INDEX;
```

# Indexes on Tables

**Option A:** Heap file for data, indexes with RIDs

**data pages**  
(heap file)

Page 1

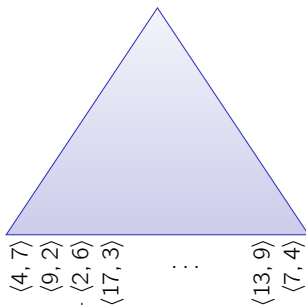
Page 2

Page 3

⋮

Page  $n$

**index on  $k$**   
(non-clustered)



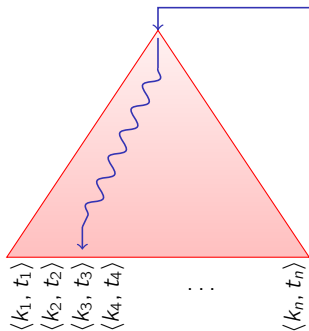
RIDs in  
leaf nodes

→ Can have arbitrarily many indexes of this kind.

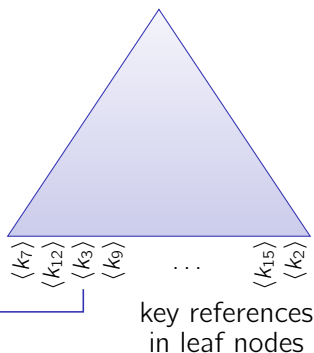
# Indexes on Tables

**Option B:** Data sits in clustered index

**unique index on  $k$**   
(clustered; contains data)



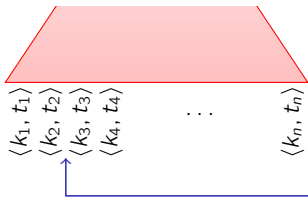
**secondary index on  $a$**   
(non-clustered)



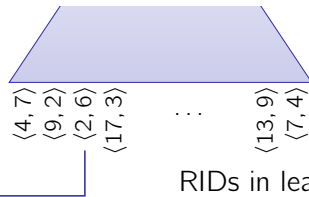
- Secondary indexes use key values to reference tuples.

## What about this setup?

**unique index on  $k$**   
(clustered; contains data)



**secondary index on  $a$**   
(non-clustered)



RIDs in leaf nodes



Address book of Berlin, anno 1858:<sup>4</sup>

## Woplawſky — Präger.

353

- Woplawſky, E.**, Drechſler in Horn und Holz, Schornſteinſegergaſſe 1.
- Woplawſky, W.**, Uhrmacher, Leipziger-ſtraße 43.
- Wopowitſch, R.**, Kürſchner, Ziegel-ſtraße 11. 12.
- Wopowſka, M.**, Haushofmeiſterfrau, Koſchſtr. 43.
- Wopp, E.**, Schloſſer, Schießgaſſe 7.
- M., Schneider f. D., Kommandan-  
tenſtr. 31.
- A. C., Seidenwirker, Prinzen-Allee 74.
- F., geb. Schmid, Ww., Gutsbe-  
ſitzerin, Kronenſtr. 17.
- Woppe, C. F., Diätar, J.**, Wilhelms-  
ſtraße 92.
- W., Gaſtiet, Schuſtergaſſe 1.
- E., Holz- und Horndrechſler, Wall-  
ſtraße 54.
- Eduard, Filz- und Filzſchuhfabrik,  
Wolldruckerei u. Lager von Filzſchuh-  
Oberſtock, Plüſchband und aller Arten  
Filzwaaren, Friedrichſtr. 109. E.
- W., Fuhrherr, Neu-Kölln a. B. 21.
- J., Handelsmann, Soppienſtr. 26.
- Worath, S.**, Oberfeuermann, Land-  
wehrſtr. 3.
- W., Gärtner und Blumenhändler,  
Draniensburgerſtr. 57.
- F., Tuchmacher, Weberſtr. 34.
- Worawſky, S.**, Eisenbahn-Zugführer,  
Louiſenplaß 12.
- Worepp, C.**, Zimmer-Vermiether, Unter  
den Linden 47.
- Wormetter, F. W.**, Buchdruckerei-  
beſitzer, Kommandantenſtr. 7.
- Worſch, S.**, Kunſtmaler, Heiligegeiſt-  
ſtraße 25.
- Worſchien, G.**, Schneider, Friedrichs-  
graſt 59.
- Wort, C.**, Tapezirer, Fruchtſtr. 58.
- Wortſchet, J.**, Polizei-Wachtmeiſter,  
Charlottenſtr. 37.
- M. u. J., Geſchw., Hut- und Mo-  
dehändlerinnen, Charlottenſtr. 37.
- Worth, E.**, Hoffſchaufpieler, Friedrichs-  
ſtraße 195.
- S., Tiſcher, Marktgraſenſtr. 18.
- Worthum, G.**, Klempner, Roſenſtr. 8.
- Wortier, L.**, Dlle., Lindenſtr. 48.
- Woffart, F.**, Intendantur-Applicant,  
Schumannſtr. 9. 2—4.
- E., Kaufmann, Inhaber des Land-  
wirthſchaftlichen Etabliſſements, Sei-  
ligegeiſtſtr. 3. F. Eugen Woffart. Cp.
- J. E., Kaufmann, Schumannſtr. 9.  
12—2.
- F., Schankwirth, Köpnickſtr. 129.
- Woffe, E.**, Barbier, Mauerſtr. 33.
- L., Schneider f. S., Neuer Markt 9.
- A., Schneider f. S., Krauſenſtr. 4. 5.
- Woffel, F.**, Handelsmann, Dreſdner-  
ſtraße 97.
- F., Ruſſkuſ, Lindenſtr. 56.
- Woffeldt, J.**, Geh. Registratur-Aſſiſtent  
im Miniſterium für Handel u., Gra-  
benſtr. 3. 4—5.
- Woffelt, V.**, Kanzleidienet, Leipziger-  
ſtraße 5.
- E., Modelleur, Straſauerplaß 4.
- C., Porzellanmaler, Alte Jakobs-  
ſtraße 60. E.
- L., Koch und Restaurateur, Charité-  
ſtraße 5.
- L., Restaurateur, Mittelſtr. 57.

<sup>4</sup><http://adressbuch.zlb.de/>

# Prefix Truncation

Address book:

- To save space, common last names are printed only once.

Such **prefix truncation** can also be applied to B-trees:<sup>5</sup>


| Prefix: Smith, J |     |      |     |     |     |     |     |
|------------------|-----|------|-----|-----|-----|-----|-----|
| ack              | ane | ason | ere | ery | ill | ohn | ... |
|                  |     |      |     |     |     |     | une |

The advantage is **two-fold**:

- 1 save space → more keys fit on one page → higher fanout
- 2 need **fewer comparisons**

---

<sup>5</sup>R. Bayer and K. Unterauer. *Prefix B-Trees*. TODS 2(1), March 1972.

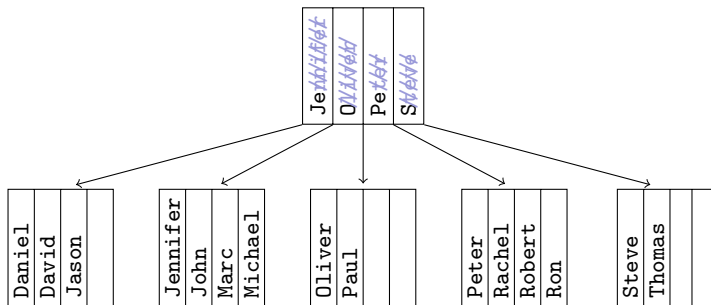
- **Prefix truncation** is most effective near or in leaf pages.  **Why?**
- Elsewhere, by contrast, the leading key parts are most discriminative.
- In fact, a key's suffix might not be needed to guide navigation at all.

This motivates **suffix truncation**:

- Store keys only as far as needed to guide search.
- Remember: key values in inner tree nodes do **not** have to be contained in the actual data set.

# Suffix Truncation

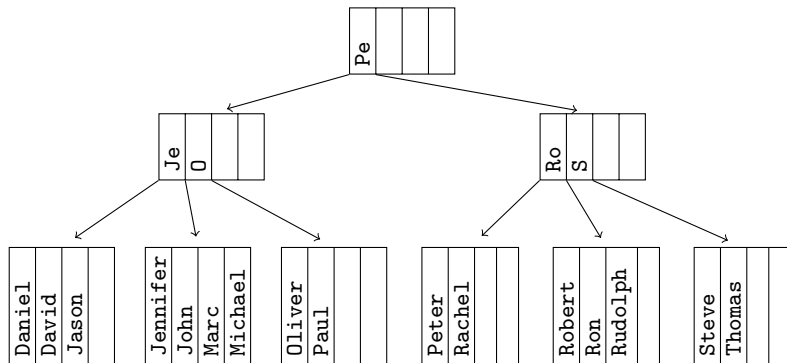
## Example:



# Suffix Truncation



Suffix truncation beyond the bottom-most level is difficult/dangerous.

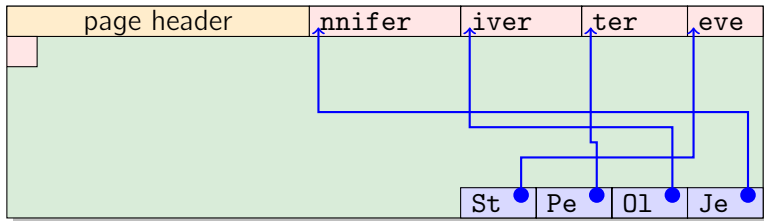


→ Shortening 'Pe' to 'P' would be incorrect!

# “Poor Man’s Normalized Keys”

The effect of discriminative prefixes can also be exploited as follows:

- Store a **fixed-length prefix** as an additional field in every entry of the slot directory.
- Need to follow the pointer only if the prefix is not enough to decide on the comparison outcome.



# “Poor Man’s Normalized Keys”

- Most accesses are to an array of fixed-length elements (Pointer chasing in memory is relatively expensive on modern hardware.)
- Can use, *e.g.*, integer comparisons to evaluate four-byte prefix comparisons.



May need to **re-order** bytes for this.

- **CPU cache efficient:** When a slot entry is read, likely the prefix is in the same cache line.

# Key Normalization

In practice, key comparisons are not as simple as they look on slides:

- language-specific **collation**
- representations as different **character sets**
- NULL values

Plus, keys might be composed of **multiple columns**.

**Thus:**

- **Normalize** keys and represent any key as a **bit string**.
  - All of the above issues only affect normalization, but not B-tree operations themselves.
- Can prepare, *e.g.*, for integer (rather than bit or byte) comparisons.



# Key Normalization

## Examples:

- Map upper and lower case letters to same bit string if collation is case insensitive.
- Use bit representations for characters according to collation  
*E.g.*, ö < z in German; z < ö in Swedish.
- To sort NULL before any value: Prepend any valid value with a '1' bit and represent NULL as a '0' bit.

| A  | B        | C      | normalized key  |
|----|----------|--------|---|
| 2  | 'Smith'  | 'John' | <u>1</u> 00...00000010 <u>1</u> Smith'\0' <u>1</u> John'\0' |
| 3  | 'Miller' | "      | <u>1</u> 00...00000011 <u>1</u> Miller'\0' <u>1</u> '\0'    |
| 64 | –        | 'Dave' | <u>1</u> 00...00100000 <u>0</u> <u>1</u> Dave'\0'           |
| –  | "        | –      | <u>0</u> <u>1</u> '\0' <u>0</u>                             |



Information might get lost during normalization  
(e.g., capitalization)

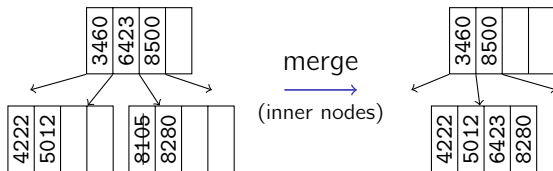
- Store normalized **and** original key (redundantly) in leaf nodes or
- Use normalization only in inner nodes

Keys tend to become larger due to normalization.

- **Order-preserving compression** might be useful.

Key normalization and prefix/suffix truncation go particularly well together.

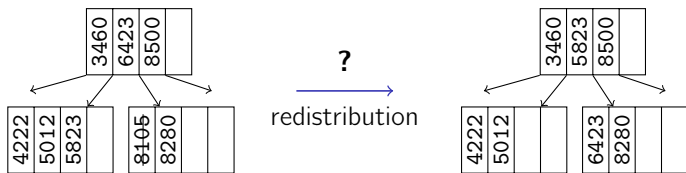
- If a node is sufficiently full (*i.e.*, contains at least  $d + 1$  entries, we may simply remove the entry from the node.
  - Note: Afterward, **inner nodes** may contain keys that no longer exist in the database. This is perfectly legal.
- **Merge** nodes in case of an **underflow** (“undo a split”):



- “Pull” separator into merged node.



It's not quite that easy...



- Merging only works if **two** neighboring nodes were 50 % full.
- Otherwise, we have to **re-distribute**:
  - “rotate” entry through parent

- Actual systems often avoid the cost of merging and/or redistribution, but relax the minimum occupancy rule.
- To improve **concurrency**, systems sometimes only **mark** index entries as deleted and physically remove them later (e.g., IBM DB2 UDB “type-2 indexes”)
  - **“Ghost bits” / “ghost records”**
  - Often kept around for a while → re-use on next insert.

Before key deletion:

Key 64:

Offset Location = 3710 (xE7E)

Record Length = 40 (x28)

Key Part 1:

Variable Length Character String

Actual Length = 28

44516A6B 7A334650 76724471 534B7767 DQjzkz3FPvrDqSKwg

58432B59 345A7837 4852383D XC+Y4Zx7HR8=

Table RID: x(0000 1237 0001) r(00001237;0001) d(4663;1) ridFlags=x0

After key deletion:

Key 64:

Offset Location = 3710 (xE7E)

Record Length = 40 (x28)

Key Part 1:

Variable Length Character String

Actual Length = 28

44516A6B 7A334650 76724471 534B7767 DQjzkz3FPvrDqSKwg

58432B59 345A7837 4852383D XC+Y4Zx7HR8=

Table RID: x(0000 1237 0001) r(00001237;0001) d(4663;1) ridFlags=x3 Punc Deleted

In IBM DB2, redistribution and merging are **only** applied if

- the page is a **leaf node** and  
(Remember the pointers between adjacent leaf nodes, ↗ slide 69.)
- the fill degree of the page falls below `MINPCTUSED` and  
(That also means that `MINPCTUSED` must have a value greater than its default, which is 0.)
- the transaction holds an **exclusive lock on the table**.

This is called **online index defragmentation** in DB2.

Otherwise, “clean-up” only happens during explicit index maintenance.

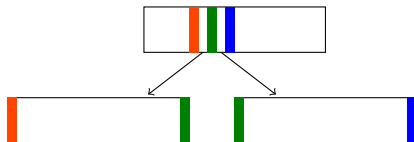
- Use `REORG INDEX` to trigger maintenance.
- Use `REORGCHK` to check whether index(es) need maintenance.

# Ghost Records

Ghost records turn out to be useful for a number of purposes.

*E.g.*, **fence keys**

- Keep a copy of parent's separator keys in every node



- Fence keys span range of **possible** key values in this node
  - Avoids problems with **prefix truncation**.
- One key is an **exclusive bound**, thus **must** be a ghost record.
- The other one may or may not be a ghost record.
- Can be used, *e.g.*, to check **integrity** of B-tree.



# Variable-Length Keys


With **variable-length keys**, the original B-tree property

$$d \leq \text{number of keys in a node} \leq 2d$$

is not practical any more.

→ Real-world systems do not really care about this “50 % rule.”

With truncation, the storage space for a key might even **change** during re-organizations.

-  Will this cause any trouble during updates?

# Composite Keys

$B^+$ -trees can (in theory<sup>6</sup>) be used to index everything with a defined **total order**, e.g.:

- integers, strings, dates, . . . , and
- **concatenations** thereof (based on **lexicographical order**).

E.g., in most SQL dialects:

```
CREATE INDEX ON TABLE CUSTOMERS (LASTNAME, FIRSTNAME);
```

A useful application are, e.g., **partitioned B-trees**:


- Leading index attributes effectively **partition** the resulting  $B^+$ -tree.

↗ G. Graefe: *Sorting And Indexing With Partitioned B-Trees*. *CIDR 2003*.

---

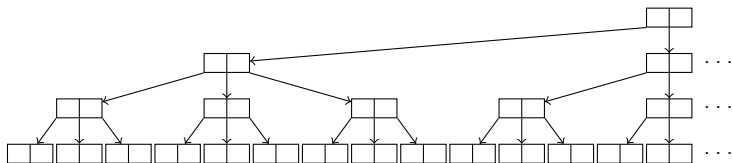
<sup>6</sup>Some implementations won't allow you to index, e.g., large character fields.

```
CREATE INDEX ON TABLE STUDENTS (SEMESTER, ZIPCODE);
```

 **What types of queries could this index support?**

# Bulk-Loading B<sup>+</sup>-trees

Building a B<sup>+</sup>-tree is particularly easy when the input is **sorted**.




- Build B<sup>+</sup>-tree **bottom-up** and **left-to-right**.
- Create a parent for every  $2d + 1$  unparented nodes.  
(Actual implementations typically leave some space for future updates.  
↗ e.g., DB2's PCTFREE parameter)



**What use cases could you think of for bulk-loading?**

In the foregoing we described the **B<sup>+</sup>-tree**.

Bayer and McCreight originally proposed the **B-tree**:

- Inner nodes contain data entries, too.  **Pros/cons?**

There is also a **B\*-tree**:

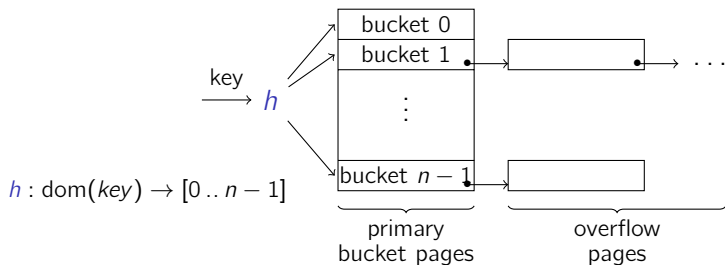
- Keep non-root nodes at least  $\frac{2}{3}$  full (instead of  $\frac{1}{2}$ ).
- Need to **redistribute on inserts** to achieve this.  
(Whenever **two** nodes are full, split them into **three**.)

Most people say “B-tree” and mean any of these variations. Real systems typically implement B<sup>+</sup>-trees.

“B-trees” are also used outside the database domain, *e.g.*, in modern **file systems** (ReiserFS, HFS, NTFS, ...).

# Hash-Based Indexing

$B^+$ -trees are **by far** the predominant type of indices in databases. An alternative is **hash-based indexing**.




- Hash indices can only be used to answer **equality predicates**.
- Particularly good for strings (even for very long ones).

**Problem:** How do we choose  $n$  (the number of buckets)?

- $n$  too large  $\rightarrow$  space wasted, poor space locality
- $n$  too small  $\rightarrow$  many overflow pages, degrades to linked list

Database systems, therefore, use **dynamic hashing** techniques:

- **extendible hashing**,
- **linear hashing**.

 Few systems support true hash indices (e.g., PostgreSQL).

More popular uses of hashing are:

- support for **B<sup>+</sup>-trees** over hash values (e.g., SQL Server)
- the use of hashing during query processing  $\rightarrow$  **hash join**.

## Indexed Sequential Access Method (ISAM)

A **static**, tree-based index structure.

## B<sup>+</sup>-trees

**The** database index structure; indexing based on any kind of (linear) **order**; adapts **dynamically** to inserts and deletes; low tree heights (~ 3–4) guarantee fast lookups.

## Clustered vs. Unclustered Indices

An index is clustered if its underlying data pages are ordered according to the index; fast **sequential access** for clustered B<sup>+</sup>-trees.

## Hash-Based Indices

**Extendible hashing** and **linear hashing** adapt dynamically to the number of data entries.