

Information Systems (Informationssysteme)


Jens Teubner, TU Dortmund
`jens.teubner@cs.tu-dortmund.de`

Summer 2017

Part IX

B-Trees

Memory Hierarchy




- fast, but expensive and small, memory close to CPU
- larger, slower memory at the periphery
- Try to **hide latency** by using the fast memory as a **cache**.

Latency vs. Bandwidth

“Slow” memory typically means **high latency**.

Example: Samsung HD642JJ Hard Drive (640 GB, SATA 3)

- rotational speed: 7200 rpm
- sequential read bandwidth: ≈ 106 MB/s (\nearrow `hdparm -t`)
- random access time: 15.2 ms (measured)

 **Time it takes to read 1,024 random 4 kB blocks?**

Ways to Improve I/O Performance

The latency penalty is hard to avoid.

However:

- Throughput can be increased rather easily by exploiting **parallelism**.
- **Idea:** Use multiple disks and access them in parallel.

TPC-C: An industry benchmark for OLTP

The current number one system (Oracle 11g RAC on SPARC) uses

- 11,040 flash drives (24 GB each) and 720 hard drives (!)
(plus drives for OS, etc.),
- connected with 8 Gbit Fibre Channel,
- yielding 30 tpmC (\approx 60 M transactions per minute).

Consequences of the Bandwidth \leftrightarrow Latency Gap

To combat the latency problem:

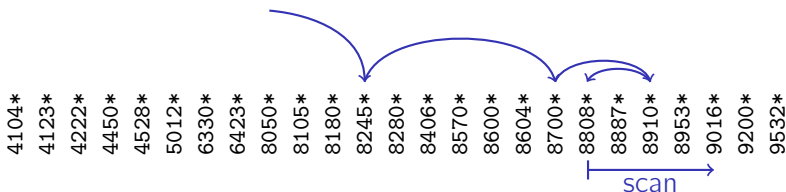
- 1 Databases access and organize the disk with a **page granularity**.
 - Read larger chunks to amortize high latency.
 - Page size: at least 4 kB, better more; up to \approx 64 kB.
- 2 Use **sequential access** and/or aggressive **prefetching** (read-ahead).
 - But must read **many** pages ahead to actually avoid penalty.

Finding a Needle in a Haystack

```
SELECT *
FROM CUSTOMERS
WHERE ZIPCODE BETWEEN 8800 AND 8999
```

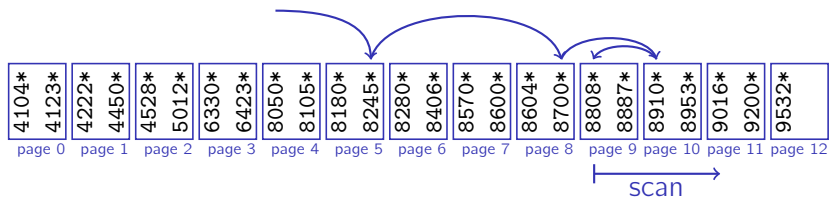
To answer this query, we could

- 1 **sort** the table on disk (in ZIPCODE order).
- 2 To answer queries, then use **binary search** to find first qualifying tuple, and **scan** as long as ZIPCODE < 8999.

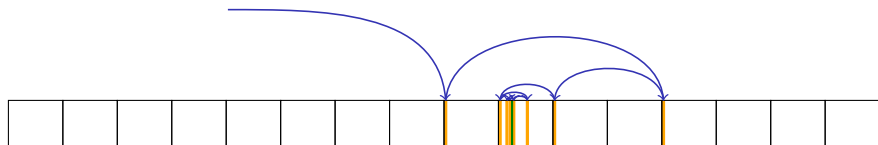


k^* denotes the full data record with search key k .

Ordered Files and Binary Search



- ✓ Need to read only $\log_2(\# \text{ tuples})$ to find the first match.
- ✗ Need to read about as many **pages** for this.
(The whole point of binary search is that we make far, unpredictable jumps. This largely defeats prefetching.)

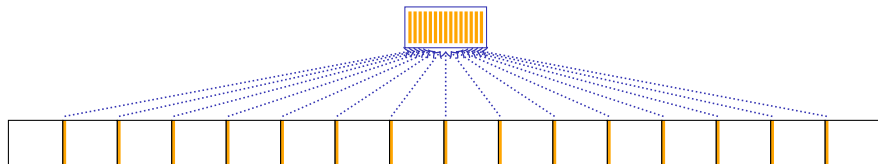


Observations:

- Make rather **far jumps initially**.
 - For each step read **full page**, but inspect only **one record**.
- Last $\mathcal{O}(\log_2 \text{pagesize})$ steps stay **within one page**.
 - I/O cost is used much more efficiently here.

Binary Search and Database Pages

Idea: “Cache” those records that might be needed for the first phase.

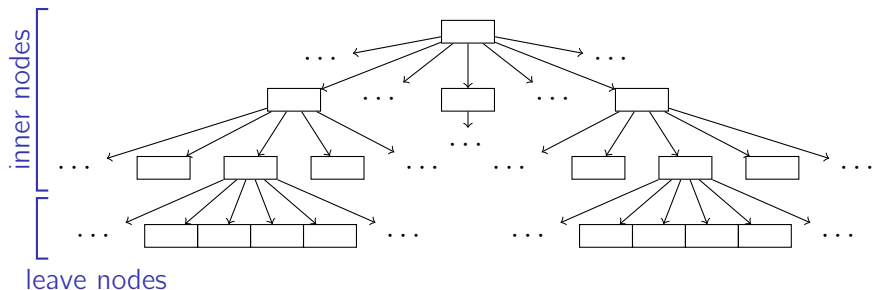


→ If we can keep the cache **in memory**, we can find **any** record with just a **single I/O**.

 **Is this assumption reasonable?**

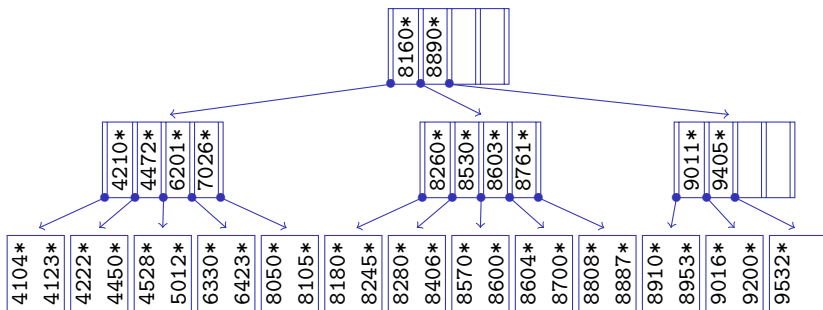
What if my data set is really large?

- “Cache” will span many pages, too.
(In practice, we’ll organize the cache just like any other database object.)
- Thus: **“cache the cache”** → hierarchical “cache”

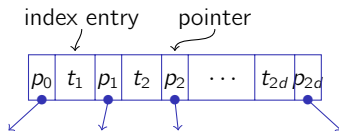


- **B-trees** are essentially such a “hierarchical cache.”

B-Trees



- All nodes are the size of a page
 - hundreds of entries per page
 - large fanout, low depth
- Search effort: $\log_{fanout}(\# tuples)$



↗ Rudolf Bayer and Edward McCreight. *Organization and Maintenance of Large Ordered Indexes*, Acta Informatica 1(3), 1972.

Each B-tree node contains

- A set of **index entries**, which include
 - the value of a **search key** (e.g., 4711) and
 - **“associated information”** (indicated by *)
(either a full data tuple or a reference to a tuple).
- A set of **child pointers**, pointing to a child page of the B-tree.

Each tree node (except the root) contains **at least** d and **at most** $2d$ index entries (“minimum 50 % full”; on previous slide: $d = 2$).

- We call d the **order** of the B-tree.
- In practice, d is **large** (few hundreds).

B-trees are **balanced** at all times.

Searching a B-Tree

```
1 Function: tree_search( $k$ ,  $node$ )
2 if matching  $*_i$  found on  $node$  then
3   | return  $*_i$ ;
4 if  $node$  is a leaf node then
5   | return not found;
6 switch  $k$  do
7   | case  $k < k_0$  do
8     | return tree_search( $k$ ,  $p_0$ );
9   | case  $k_i < k < k_{i+1}$  do
10    | return tree_search( $k$ ,  $p_i$ );
11  | case  $k_{2d} < k$  do
12    | return
    |   tree_search( $k$ ,  $p_{2d}$ );
```

- Invoke with
 $node = \text{root node}$.
- Note that B-trees are an **ordered** index structure.
→ Support equality and range predicates

Goal: Keep B-tree **balanced** at all times.¹⁴

 **Why is this desirable?**

Thus: Define routines for **insertion** and **deletion** that leave the B-tree properties intact.

¹⁴*i.e.*, every root-to-leaf path must have the same length.

Inserting into a B-Tree

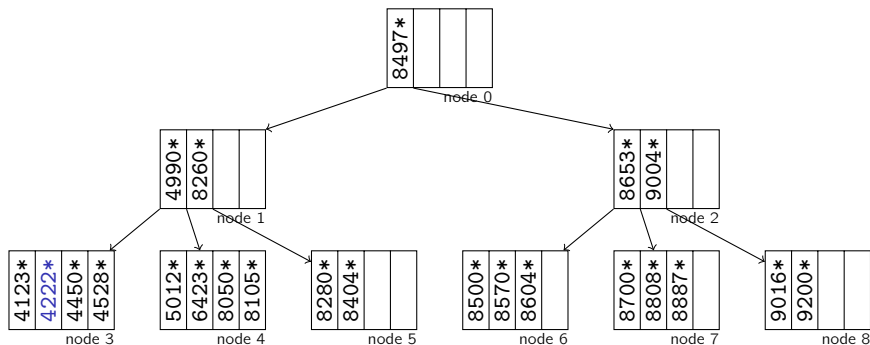
Sketch of the **insertion procedure** for entry k^* :

- 1 **Find leaf page** n where we would expect the entry for k .
- 2 If n has **enough space** to hold the new entry (*i.e.*, at most $2d - 1$ entries in n), **simply insert** k^* into n .
- 3 Otherwise node n must be **split** into n and n' and a new **separator** has to be inserted into the parent of n .

Splitting happens recursively and may eventually lead to a split of the root node (increasing the tree height).

→ B-trees grow at the root, not at the leaves!

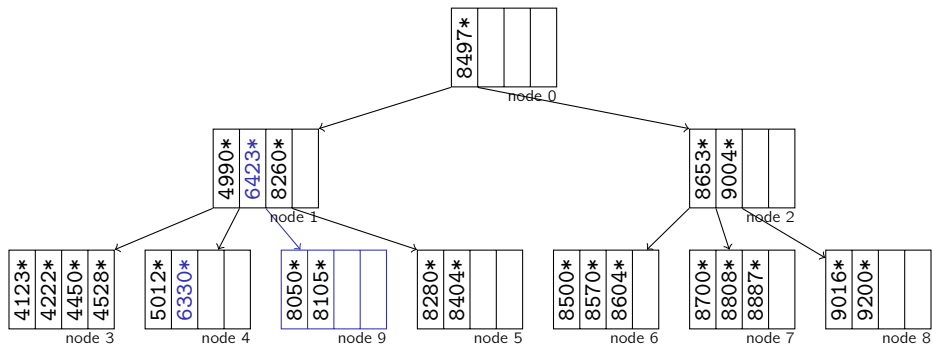
B-Tree Insert: Examples (Insert without Split)



Insert new entry with key 4222.

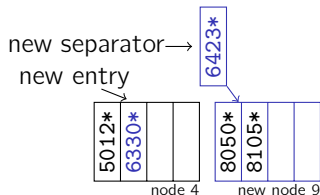
→ Enough space in node 3, simply insert.

B-Tree Insert: Examples (Insert with Leaf Split)

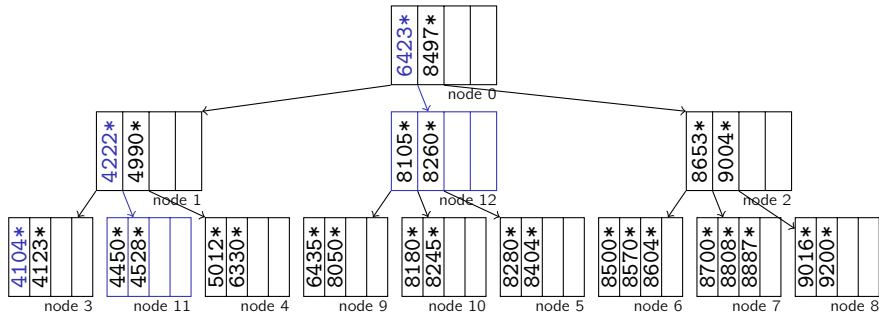


Insert key 6330.

- Must **split** node 4.
- **Middle entry** goes into node 1.

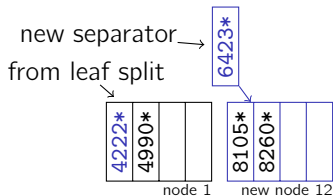


B-Tree Insert: Examples (Insert with Inner Node Split)



After 8180, 8245, 6435 insert key 4104.

- Must **split** node 3.
- Node 1 overflows → split it
- **New separator** goes into root



Insert: Root Node Split

- Splitting starts at the leaf level and continues upward as long as index nodes are fully occupied.
- Eventually, this can lead to a split of the **root node**:
 - Split like any other inner node.
 - Use the separator to create a **new root**.
- The root node is the **only** node that may have an occupancy of less than 50%.
- This is the **only** situation where the tree height increases.

 **How often do you expect a root split to happen?**

Keys and Tuples

A B-tree maintains **key values** together with “**associated information**”.

The “associated information” * can be

Full Data Tuples

The B-tree becomes the mechanism to organize the table data

- The table is **physically ordered** according to the key attribute.
- We call this a **clustered index** or an **index-organized table**.
- There can be at most one clustered index per table.

Pointers to Actual Tuples

These pointers are also called **record identifiers** or **RIDs**.

- Most systems use $\langle \textit{pageno}, \textit{pos. within page} \rangle$ to encode RIDs.
- Such indexes are also called **secondary indexes**.
- There can be arbitrarily many secondary indexes.

Many systems (e.g., DB2) only support the latter index type.

B-Trees \rightarrow B⁺-trees

Key to the efficiency of B-trees is their **high fanout**.

high fanout \rightarrow low tree depth \rightarrow fast root-to-leaf navigation

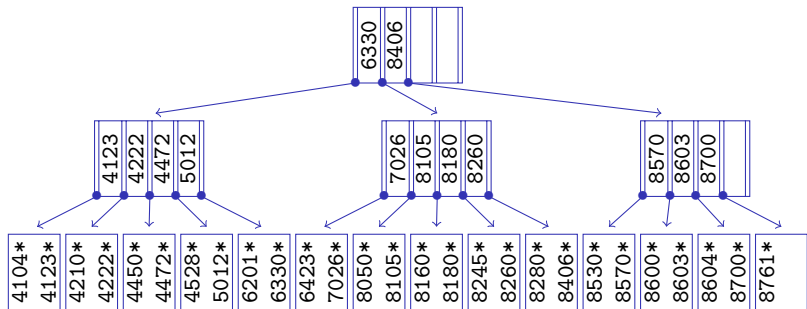
This gives incentive to **maximize fanout**:

- \rightarrow Do **not** store * in **inner nodes**
(Rather use that space to increase d / store more keys.)
- \rightarrow Inner nodes are then used for root-to-leaf navigation **only**.
- \rightarrow For every data tuple, there is on leaf-level index entry.
- \rightarrow The resulting index structure is then called **B⁺-tree**.

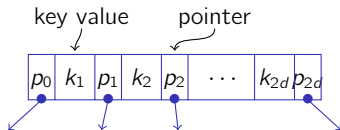
Real systems today always use B⁺-trees.

- \rightarrow When database people say “B-tree,” they typically mean “B⁺-tree.”

B⁺-trees



- Inner nodes do **not** store tuples or RIDs
 - only used to navigate to leaves
 - higher fanout, lower depth
- Only leaves contain (references to) tuple data (indicated here with *)



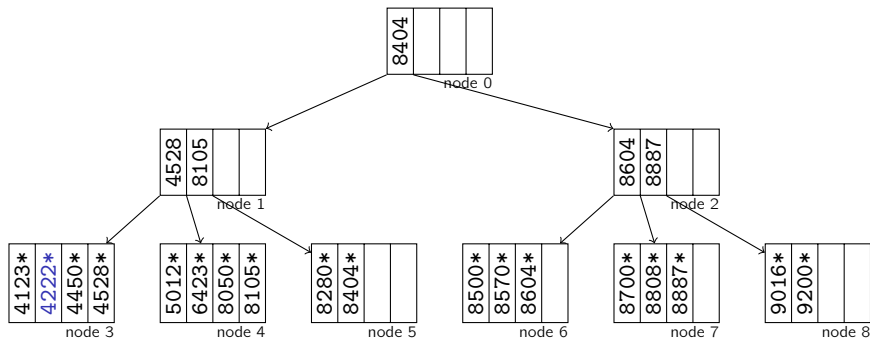
Searching a B⁺-tree

```
1 Function: search(k)  
2 return tree_search(k, root);
```

```
1 Function: tree_search(k, node)  
2 if node is a leaf then  
3   | return node;  
4 switch k do  
5   | case  $k \leq k_0$  do  
6     | return tree_search(k,  $p_0$ );  
7   | case  $k_i < k \leq k_{i+1}$  do  
8     | return tree_search(k,  $p_i$ );  
9   | case  $k_{2d} < k$  do  
10  | return  
    |   tree_search(k,  $p_{2d}$ );
```

- All searches now navigate to a leaf node.
 - Makes search effort also more predictable.
- Function `search(k)` returns a pointer to the leaf node that contains potential hits for search key *k*.

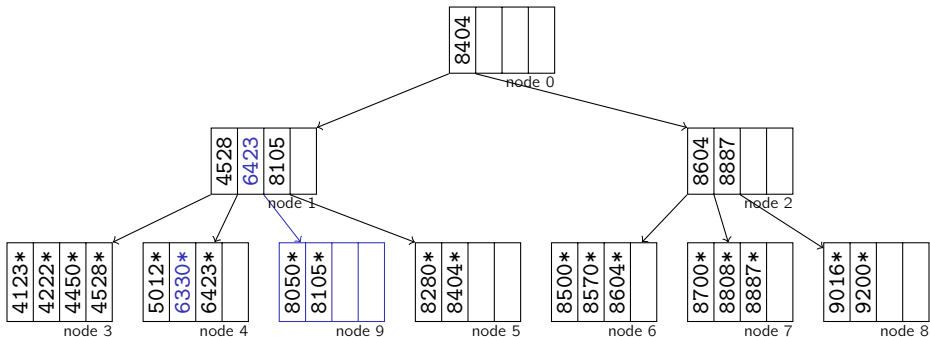
B⁺-tree Insert: Examples (Insert without Split)



Insert new entry with key 4222.

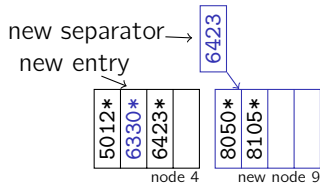
- Enough space in node 3, simply insert.
(Same as in B-tree)

B⁺-tree Insert: Examples (Insert with Leaf Split)

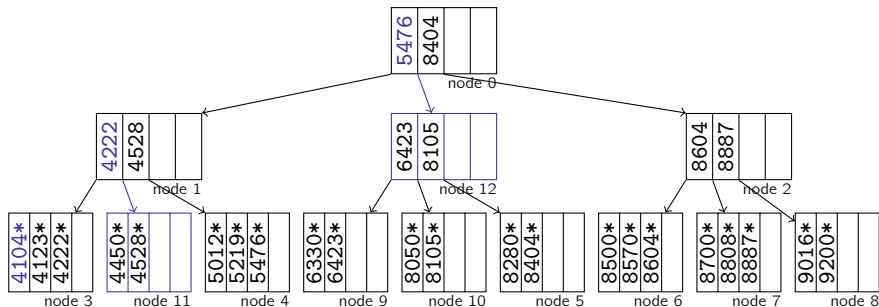


Insert key 6330.

- Must **split** node 4.
- **New separator** goes into node 1.
But **keep** entry in node 4!



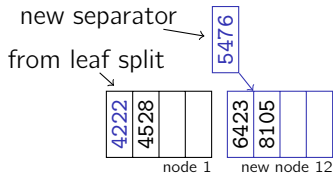
B⁺-tree Insert: Examples (Insert with Inner Node Split)



After 5219, 5476, insert key 4104.

- Must **split** leaf node 3.
- Inner node 1 overflows → split it
- **New separator** goes into root

Splitting the **inner node** works analogously to B-tree.



B⁺-tree Insertion Algorithm

```
1 Function: tree_insert (k, rid, node)
2 if node is a leaf then
3   | return leaf_insert (k, rid, node);
4 else
5   | switch k do
6     | case  $k \leq k_0$  do
7       | |  $\langle sep, ptr \rangle \leftarrow$  tree_insert (k, rid, p0);
8     | case  $k_i < k \leq k_{i+1}$  do
9       | |  $\langle sep, ptr \rangle \leftarrow$  tree_insert (k, rid, pi);
10    | case  $k_{2d} < k$  do
11      | |  $\langle sep, ptr \rangle \leftarrow$  tree_insert (k, rid, p2d);
12    | if sep is null then
13      | | return  $\langle$  null, null  $\rangle$ ;
14    | else
15      | | return split (sep, ptr, node);
```

} see tree_search ()

```

1 Function: leaf_insert ( $k, rid, node$ )
2 if another entry fits into  $node$  then
3   insert  $\langle k, rid \rangle$  into  $node$  ;
4   return  $\langle null, null \rangle$ ;
5 else
6   allocate new leaf page  $p$  ;
7   take  $\{ \langle k_1^+, p_1^+ \rangle, \dots, \langle k_{2d+1}^+, p_{2d+1}^+ \rangle \}$  := entries from  $node \cup \{ \langle k, ptr \rangle \}$ 
8     leave entries  $\langle k_1^+, p_1^+ \rangle, \dots, \langle k_{d+1}^+, p_{d+1}^+ \rangle$  in  $node$  ;
9     move entries  $\langle k_{d+2}^+, p_{d+2}^+ \rangle, \dots, \langle k_{2d+1}^+, p_{2d+1}^+ \rangle$  to  $p$  ;
10  return  $\langle k_{d+1}^+, p \rangle$ ;

```

```

1 Function: split ( $k, ptr, node$ )
2 if another entry fits into  $node$  then
3   insert  $\langle k, ptr \rangle$  into  $node$  ;
4   return  $\langle null, null \rangle$ ;
5 else
6   allocate new leaf page  $p$  ;
7   take  $\{ \langle k_1^+, p_1^+ \rangle, \dots, \langle k_{2d+1}^+, p_{2d+1}^+ \rangle \}$  := entries from  $node \cup \{ \langle k, ptr \rangle \}$ 
8     leave entries  $\langle k_1^+, p_1^+ \rangle, \dots, \langle k_d^+, p_d^+ \rangle$  in  $node$  ;
9     move entries  $\langle k_{d+2}^+, p_{d+2}^+ \rangle, \dots, \langle k_{2d+1}^+, p_{2d+1}^+ \rangle$  to  $p$  ;
10    set  $p_0 \leftarrow p_{d+1}^+$  in  $node$ ;
11  return  $\langle k_{d+1}^+, p \rangle$ ;

```

B⁺-tree Insertion Algorithm

```
1 Function: insert (k, rid)
2  $\langle \text{key}, \text{ptr} \rangle \leftarrow \text{tree\_insert} (k, \text{rid}, \text{root});$ 
3 if key is not null then
4     allocate new root page r;
5     populate n with
6          $p_0 \leftarrow \text{root};$ 
7          $k_1 \leftarrow \text{key};$ 
8          $p_1 \leftarrow \text{ptr};$ 
9      $\text{root} \leftarrow r ;$ 
```

- insert (*k*, *rid*) is called from outside.
- Note how leaf node entries point to RIDs, while inner nodes contain pointers to other B⁺-tree nodes.

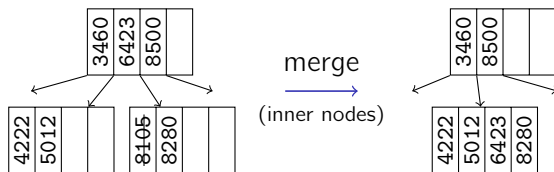
Example: Webserver access log (`people.inf.ethz.ch`)

- table cardinality: 11 million tuples (710K data pages)
- distinct IP addresses: 181,628 (stored as `CHAR(15)`)
- database: IBM DB2 9.7

B⁺-tree on IP addresses:

- 25,151 index pages total:
 - 1 root node
 - 110 second-level nodes; average fanout: 230
 - 25,040 leaf-level nodes: 1–77 keys per node

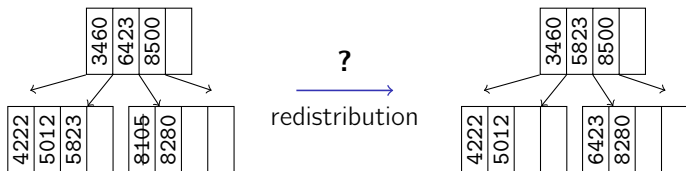
- If a node is sufficiently full (*i.e.*, contains at least $d + 1$ entries, we may simply remove the entry from the node.
 - Note: Afterward, **inner nodes** may contain keys that no longer exist in the database. This is perfectly legal.
- **Merge** nodes in case of an **underflow** (“undo a split”):



- “Pull” separator into merged node.



It's not quite that easy...

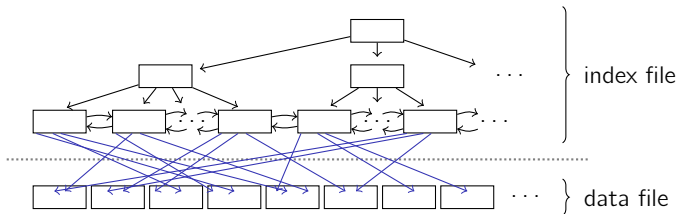


- Merging only works if **two** neighboring nodes were 50 % full.
- Otherwise, we have to **re-distribute**:
 - “rotate” entry through parent
- Redistribution is **complex** and **expensive**.
 - Real systems usually do not implement deletion “by the book.”

- Actual systems often avoid the cost of merging and/or redistribution, but relax the minimum occupancy rule.
- *E.g.*, **IBM DB2 UDB**:
 - The MINPCTUSED parameter controls when the system should try a leaf node merge (“on-line index reorg”).
 - Inner nodes are never merged
(→ need to do full table reorg for that).
- To improve **concurrency**, systems sometimes only **mark** index entries as deleted and physically remove them later (*e.g.*, IBM DB2 UDB “type-2 indexes”)
 - Resulting index entries are also called **ghost records**.

B⁺-trees and Sorting

A typical situation (for a secondary B⁺-tree) looks like this:



What are the implications when we want to execute

SELECT * FROM CUSTOMERS ORDER BY ZIPCODE ?

Composite Keys

B^+ -trees can (in theory¹⁵) be used to index everything with a defined **total order**, e.g.:

- integers, strings, dates, . . . , and
- **concatenations** thereof (based on **lexicographical order**).

E.g., in most SQL dialects:

```
CREATE INDEX ON TABLE CUSTOMERS (LASTNAME, FIRSTNAME);
```


A useful application are, e.g., **partitioned B-trees**:

- Leading index attributes effectively **partition** the resulting B^+ -tree.

↗ G. Graefe: *Sorting And Indexing With Partitioned B-Trees*. *CIDR 2003*.

¹⁵Some implementations won't allow you to index, e.g., large character fields.

```
CREATE INDEX ON TABLE STUDENTS (SEMESTER, ZIPCODE);
```

 **What types of queries could this index support?**