

Information Systems (Informationssysteme)

Jens Teubner, TU Dortmund
`jens.teubner@cs.tu-dortmund.de`

Summer 2016

Part V

The Relational Data Model

The Relational Model

The relational model was proposed in 1970 by Edgar F. Codd:⁷

*“The term **relation** is used here in its accepted mathematical sense. Given sets S_1, S_2, \dots, S_n (not necessarily distinct), R is a relation of these n sets if it is a set of n -tuples each of which has its first element from S_1 , its second element from S_2 , and so on.”*

In other words, a relation R is a subset of a **Cartesian product**

$$R \subseteq S_1 \times S_2 \times \cdots \times S_n .$$

R contains n -tuples, where the i th field must take values from the set S_i (S_i is the i th **domain** of R).

⁷E. F. Codd. A Relational Model of Data for Large Shared Data Banks. *Communications of the ACM*, vol. 13(6), June 1970.

Relations are Sets of Tuples

A relation is a **set of n -tuples**, e.g., representing cocktail ingredients:

$$\text{Ingredients} = \{ \langle \text{"Orange Juice"} , 0.0 , 12 , 2.99 \rangle , \\ \langle \text{"Campari"} , 25.0 , 5 , 12.95 \rangle , \\ \langle \text{"Mineral Water"} , 0.0 , 10 , 1.49 \rangle , \\ \langle \text{"Bacardi"} , 37.5 , 3 , 16.98 \rangle \}$$

Relations can be illustrated as **tables**:

Ingredients			
Name	Alcohol	InStock	Price
Orange Juice	0.0	12	2.99
Campari	25.0	5	12.95
Mineral Water	0.0	10	1.49
Bacardi	37.5	3	16.98

→ Each column must have a **unique name** (within one relation).

A relation consists of **two parts**:

- 1 **Schema**: The **schema** of a relation is its list of attributes:

$$\text{sch}(\text{Ingredients}) = (\text{Name}, \text{Alcohol}, \text{InStock}, \text{Price}) \ .$$

Each attribute has an associated **domain** that specifies valid values for that column:

$$\text{dom}(\text{Alcohol}) = \text{DECIMAL}(3, 2) \ .$$

Often, **key constraints** are considered part of the schema, too.

- 2 **Value** (or **instance**): The **value/instance** $\text{val}(R)$ of a relation R is the **set of tuples** (rows) that R **currently contains**.

Relations are **sets of tuples**:

- The **ordering** among tuples/rows is **undefined**.
- A relation **cannot contain duplicate rows**.
 - A consequence is that every relation has a key. Use the set of all attributes if there is no shorter key.

Atomic Values

Attribute domains must be **atomic**:

- Column entries must not have an internal structure or contain “multiple values”.
- A table like

Ingredients			
Name	Alcohol	SoldBy	
Orange Juice	0.0	Supplier	Price
		A&P Supermarket	2.49
		Shop Rite	2.79
Campari	25.0	Supplier	Price
		Joe's Liquor Store	14.99

is **not** a valid relation.

Since relations are sets in the mathematical sense, we can use mathematical formalisms to reason over relations.

In this course we will use

- **relational algebra** and
- **relational calculus**

to express queries over relational data.

Both are used **internally** by any decent relational DBMS.

- Knowledge of both languages will help in understanding SQL and relational database systems in general.

Relational Algebra

In mathematics, an **algebra** is a system that consists of

- a **set** (the carrier) and
- **operations** that are closed with respect to the set.

In the case of **relational algebra**,

- the **carrier** is the **set of all finite relations**.
- We'll get to know its **operations** in a moment.

Algebraic operators are **closed** with respect to their set.

- Every operator takes as input one or more relations
(The number of input operands to an operator f is called the **arity** of f .)
- The output is again a relation.

Operators and relations can be **composed** into **expressions** (or **queries**).

Relational Algebra: Selection

The **selection** σ_p selects a **subset** of the tuples of a relation, namely those which satisfy the **predicate** p .

$$\sigma_{A=1} \left(\begin{array}{|c|c|} \hline A & B \\ \hline 1 & 3 \\ 1 & 4 \\ 2 & 5 \\ \hline \end{array} \right) = \begin{array}{|c|c|} \hline A & B \\ \hline 1 & 3 \\ 1 & 4 \\ \hline \end{array}$$

- Selection acts like a **filter** on its input relation.
- Selection leaves the **schema** of the relation unchanged:

$$\text{sch}(\sigma_p(R)) = \text{sch}(R) .$$

- This best compares to the **WHERE** clause in SQL.

The **predicate** p is a Boolean expressions composed of

- literal **constants**,
- **attribute names**, and
- **arithmetic** ($+$, $-$, $*$, \dots), **comparison** ($=$, $>$, \leq , \dots), and **Boolean operators** (\wedge , \vee , \neg).

p is evaluated **for each tuple in isolation**.

- **Quantifiers** (\exists , \forall) or **nested relational algebra expressions** are **not** permitted within predicates.

Relational Algebra: Projection

The **projection** π_L eliminates all **attributes** (columns) of the input relation but those listed in the **projection list** L .

$$\pi_{A,C} \left(\begin{array}{|c|c|c|} \hline A & B & C \\ \hline 1 & 3 & 2 \\ \hline 1 & 3 & 5 \\ \hline 2 & 5 & 2 \\ \hline \end{array} \right) = \begin{array}{|c|c|} \hline A & C \\ \hline 1 & 2 \\ \hline 1 & 5 \\ \hline 2 & 2 \\ \hline \end{array}$$

- Intuitively: “ σ_p discards rows; π_L discards columns.”
- Database slang: “All attributes not in L are **projected away**.”
- Projection can also be used to **re-order** columns.
- Projection affects the **schema**: $\text{sch}(\pi_L(R)) = L$.
(All attributes listed in L must exist in $\text{sch}(R)$.)

Relational Algebra: Projection



Projection might **change** the cardinality (*i.e.*, the number of rows) of a relation.

$$\pi_{A,B} \left(\begin{array}{|c|c|c|} \hline A & B & C \\ \hline 1 & 3 & 2 \\ \hline 1 & 3 & 5 \\ \hline 2 & 5 & 2 \\ \hline \end{array} \right) = \begin{array}{|c|c|} \hline A & B \\ \hline 1 & 3 \\ \hline 2 & 5 \\ \hline \end{array}$$

- Remember that relations are **duplicate-free sets!**

Relational Algebra: Projection

Often, π_L is used also to express **additional functionality** (needed, e.g., to implement SQL):

- **Column renaming:**

$$\pi_{B_1 \leftarrow A_{i_1}, \dots, B_k \leftarrow A_{i_k}}(R) .$$

- **Computations:**

$$\pi_{Name, Value \leftarrow InStock * Price}(Ingredients) .$$

Alternatively, a separate **re-naming operator** ρ_L is often seen to express such functionality, e.g.,

$$\rho_{B_1 \leftarrow A_{i_1}, \dots, B_k \leftarrow A_{i_k}}(R) .$$

Often, ':' is used instead of ' \leftarrow ' (e.g., $\rho_{B_1:A_{i_1}, \dots, B_k:A_{i_k}}(R)$).

Relational Algebra: Projection and SQL

In SQL, duplicate rows are **not** eliminated automatically.

→ Request duplicate elimination explicitly using keyword **DISTINCT**.

```
SELECT DISTINCT Alcohol, InStock
FROM Ingredients
WHERE Alcohol = 0
```

In SQL, projection is expressed using the **SELECT** clause:



$$\pi_{B_1 \leftarrow E_1, \dots, B_k \leftarrow E_k}(R)$$



```
SELECT DISTINCT E1 AS B1, ..., Ek AS Bk
FROM R
```

Relational Algebra: Cartesian Product

The **Cartesian product** of two relations R and S is computed by concatenating each tuple $r \in R$ with each tuple $s \in S$.

<table border="1"><thead><tr><th>A</th><th>B</th></tr></thead><tbody><tr><td>1</td><td>3</td></tr><tr><td>2</td><td>5</td></tr></tbody></table>	A	B	1	3	2	5	\times	<table border="1"><thead><tr><th>C</th><th>D</th></tr></thead><tbody><tr><td>7</td><td>2</td></tr><tr><td>3</td><td>4</td></tr></tbody></table>	C	D	7	2	3	4	$=$	<table border="1"><thead><tr><th>A</th><th>B</th><th>C</th><th>D</th></tr></thead><tbody><tr><td>1</td><td>3</td><td>7</td><td>2</td></tr><tr><td>1</td><td>3</td><td>3</td><td>4</td></tr><tr><td>2</td><td>5</td><td>7</td><td>2</td></tr><tr><td>2</td><td>5</td><td>3</td><td>4</td></tr></tbody></table>	A	B	C	D	1	3	7	2	1	3	3	4	2	5	7	2	2	5	3	4
A	B																																			
1	3																																			
2	5																																			
C	D																																			
7	2																																			
3	4																																			
A	B	C	D																																	
1	3	7	2																																	
1	3	3	4																																	
2	5	7	2																																	
2	5	3	4																																	

The Cartesian product contains all columns from both inputs:

$$\text{sch}(R \times S) = \text{sch}(R) \uplus \text{sch}(S) .$$

- R and S must not share any attribute names.
- If they do, need to **re-name** first (using π/ρ).

Cartesian Product and SQL

We already learned how a Cartesian product can be expressed in SQL:

```
SELECT *  
FROM R, S
```

- SQL systems will not care about the duplicate column names. (In fact, they allow, *e.g.*, computed values with no column name at all.)
- Unique column names will be **generated** by the system if necessary.

Relational Algebra: Set Operations

The two **set operators** \cup (**union**) and $-$ (**set difference**) complete the set of relational algebra operators:

A	B
1	3
1	4
2	5

 \cup

A	B
1	4
3	2

 =

A	B
1	3
1	4
2	5
3	2

A	B
1	3
1	4
2	5

 $-$

A	B
1	4
3	2

 =

A	B
1	3
2	5

Notes:

- In $R \cup S$ and $R - S$, R and S must be **schema compatible**:

$$\text{sch}(R \cup S) = \text{sch}(R - S) = \text{sch}(R) = \text{sch}(S) .$$

- For $R \cup S$, R and S need not be disjoint.
- For $R - S$, S need not be a subset of R .
- In SQL, \cup and $-$ are available as **UNION** and **EXCEPT**, e.g.,

```
SELECT Name
  FROM Cocktails
UNION
SELECT Name
  FROM Ingredients
```

Five Basic Algebra Operators

The **five basic operations of relational algebra** are:

- 1 σ_p **Selection**
- 2 π_L **Projection**
- 3 \times **Cartesian product**
- 4 \cup **Union**
- 5 $-$ **Difference**

- Any other relational algebra operator (we'll soon see some of them) can be **derived** from those five.
- A compact set of operators is a good basis for software (e.g., query optimizers) or database theoreticians to **reason** over a query or over the language.

Observe that the first four operators, σ , π , \times , and \cup , are **monotonic**:

- New data added to the database might only **increase**, but **never decrease** the size of their output. *E.g.*,

$$R \subseteq S \Rightarrow \sigma_p(R) \subseteq \sigma_p(S) .$$

- For queries composed only of these operators, database insertion **never invalidates** a correct answer.
- **Difference** ($-$) is the only **non-monotonic** operator among the basic five.

For queries with a **non-monotonic semantics**, e.g.,

- *“Which ingredients cannot be ordered at ‘Liquors & More’?”*
- *“Which ingredient has the highest percentage of alcohol?”*
- *“Which supplier offers all ingredients in the database?”*

the operators σ , π , \times , \cup are **not sufficient** to formulate the query. Such queries **require** set difference.



Formulate the first of these queries in relational algebra.

The Join Operator \bowtie_p

The combination σ - \times occurs particularly often.

- The σ - \times pair can be used to **combine** data from multiple tables, in particular by following **foreign key relationships**.

Example:

$\sigma_{ContactPersons.ContactFor=Suppliers.SuppID}(Suppliers \times ContactPersons)$

Because of this, we introduce a **short notation** for the scenario:

$$R \bowtie_p S := \sigma_p(R \times S)$$

and call operation \bowtie_p a **join** (“ R and S are joined”).

The Join Operator \bowtie_p

With a join operator, the example on the previous slide would read:

Suppliers $\bowtie_{\text{ContactPersons.ContactFor=Suppliers.SuppID}}$ *ContactPersons*

or (omitting redundant relation names in the predicate):

Suppliers $\bowtie_{\text{ContactFor=SuppID}}$ *ContactPersons*

The basic join operator exactly expands to a σ - \times combination as shown on the previous slide!

The Join Operator \bowtie_p / Theta Join

The join operator could be used to express **any** predicate over R and S (though this tends to be not so meaningful in practice).

Ingredients $\bowtie_{Flavor \leq Email \wedge Alcohol < 10}$ *ContactPersons*

The pattern

$$R \bowtie_{A_i \theta B_j} S ,$$

where A_i is an attribute from R , B_j an attribute from S , and $\theta \in \{=, \neq, <, \leq, >, \geq\}$ is often called a θ **join (theta join)**.

The case $\theta \equiv =$ is also called an **equi join**.

The Natural Join

The most frequent join operation is an (equi) join that follows a **foreign key constraint**.

It is good practice to use the **same attribute name** for a **primary key** and for **foreign keys** that reference it.

E.g.,

Cocktails			
<u>CockID</u>	CName	Alcohol	GlassID
⋮	⋮	⋮	⋮

Glasses		
<u>GlassID</u>	GlassName	Volume
⋮	⋮	⋮

(where *GlassID* in *Cocktails* references the *GlassID* in *Glasses*).

The Natural Join

To simplify notation for that common case, we introduce the following convention:

If **no explicit predicate is given** in the join operator, we interpret this as

- an **equi join** over **all pairs of columns that have the same name**

and

- the column used for joining is only reported **once** in the join result.

We call this situation a **natural join**.

The Natural Join

Based on the example schema on slide 109, the natural join

Cocktails ⋈ *Glasses*

would perform the (intuitively expected) join over *GlassID* columns (*Cocktails.GlassID* = *Glasses.GlassID*) and have the return schema

Cocktails					
<u>CockID</u>	CName	Alcohol	GlassID	GlassName	Volume
⋮	⋮	⋮	⋮	⋮	⋮



The example worked out, because I used **different column names** for all non-join attributes. Otherwise, ⋈ would have implicitly joined over, *e.g.*, *Name*, too.

Consider the join expression

$Suppliers \bowtie ContactPersons$,

where we assume that *ContactPerson* has a foreign key *SupplID* (and no other column pairs with same name exist).

The query will report **all suppliers with their contact person**.

But:

- Suppliers where **no contact person** is stored in *ContactPersons* will **not** appear in the result. The join effectively implies a **filtering behavior**.

Join as a Filter—Semi Join

Sometimes, this **filtering behavior** is **everything we really need** from the join operation.

E.g., “All suppliers where we know a contact person.”


$$\pi_{Suppliers.*}(Suppliers \bowtie ContactPersons) ,$$

For this situation, database people introduced another explicit notation:

$$R \ltimes S := \pi_{sch(R)}(R \bowtie S) \quad R \ltimes_p S := \pi_{sch(R)}(R \bowtie_p S) ,$$

i.e., compute the join $R \bowtie S$, but keep only columns that come from R .

This operation is also called a **semi join**.

 **What if I want the opposite, all suppliers where we do not know a contact person?**

Outer Joins

In other cases, the filtering effect is **not** desired.

To obtain all suppliers with their contact person **without** discarding *Supplier* tuples, use the **outer join** (here: **left outer join**):

Suppliers ⋈ *ContactPersons* .

Assuming the input

Suppliers	
<u>SuppID</u>	SuppName
1	Shop Rite
2	Liquors & More
3	Joe's Liquor Store

ContactPersons	
<u>SuppID</u>	ContactName
1	Mary Shoppins
3	Joe Drinkmore

what is the result of the above left outer join?

For certain kinds of queries, the **division** operator is useful.

Given two relations



the division

$$R \div S$$

returns those A values a_i , such that for **every** B value b_j in S there is a tuple $\langle a_i, b_j \rangle$ in R .

Example

A	B
1	a
1	c
2	b
2	a
2	c
3	b
3	c
3	a
3	d

 \div

B
a
c

 $=$

A
1
2
3

A	B
1	a
1	c
2	b
2	a
2	c
3	b
3	c
3	a
3	d

 \div

B
a
b
c

 $=$

A
2
3

The division would be useful to, e.g., ask for suppliers that offer **all** ingredients:

$$\text{Suppliers} \bowtie (\text{Supplies} \div \pi_{\text{IngrID}}(\text{Ingredients}))$$

Relational algebra operators may have interesting properties, *e.g.*,

- The join satisfies the **associativity condition**:

$$(R \bowtie S) \bowtie T \equiv R \bowtie (S \bowtie T) .$$

(We can thus often omit parentheses in “join chains”: $R \bowtie S \bowtie T$.)

- Join is **not commutative**, however, **unless** it is followed by a projection (to re-order columns):

$$\pi_L(R \bowtie S) \equiv \pi_L(S \bowtie R) .$$

- If p only refers to attributes in S , then

$$\sigma_p(R \bowtie S) \equiv R \bowtie \sigma_p(S)$$

(this is also known as **selection pushdown**).

Algebraic Expressions

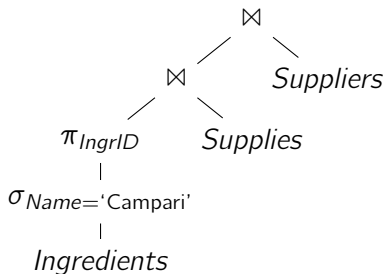
Relational Algebra is an **expression-oriented language**.

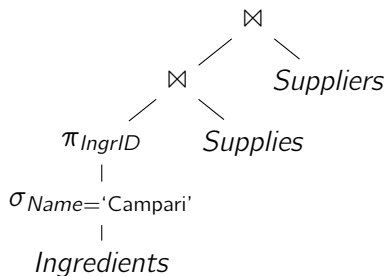
- Expressions consume and produce relations.
- Results of expressions can be input to other expressions.

E.g.,

$$\left(\left(\pi_{IngrID} \left(\sigma_{Name='Campari'} \text{Ingredients} \right) \right) \bowtie \text{Supplies} \right) \bowtie \text{Suppliers}$$

Another way of looking at this is an **operator tree**:





Such operator trees imply an **evaluation order**.

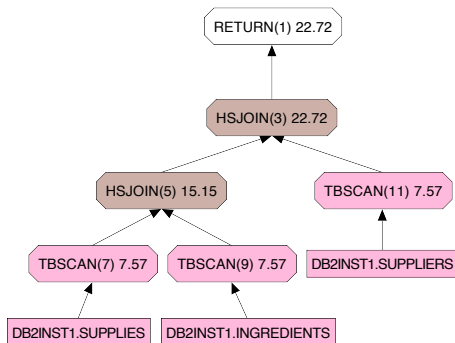
- Computation proceeds **bottom-up** (the evaluation order of sibling branches is not defined).
- Operator trees are thus a useful tool to describe **evaluation strategy and order**.

Query Plans

Most relational **query optimizers** use operator trees internally.

- The operator tree leads to a **query plan** or **execution plan**.
- The **execution engine** is defined by operator implementations for all of the algebraic operators.

E.g., IBM DB2 execution plan:



Plan trees can be **re-written** using **algebraic laws**:

E.g.,

- **selection pushdown**: rewrite expressions to apply **selection predicates** early:

$$\sigma_p(R \bowtie S) \rightarrow R \bowtie \sigma_p(S)$$

(we saw this algebraic law before).

- decide **join order**:

$$\pi_L(R \bowtie S \bowtie T) \rightarrow \pi_L(T \bowtie (S \bowtie R))$$

The **rewrite direction** is often guided by **heuristics** and/or **cost estimations** (\rightsquigarrow Course 'Architecture of Database Systems').

The execution order implied by algebraic expressions gives relational algebra a **procedural nature**.

- This is **good** for query optimization.
- It is **not so good** for query formulation (e.g., by users).
 - Want to leave execution strategies up to the database.

For query formulation, we'd much rather like to have a **fully declarative way** to describe queries.

- Specify **what** you want as a result, **not how** it can be computed.
- *“I want all tuples that look like ...”* or *“I want all tuples that satisfy the predicate ...”*

Tuple Relational Calculus: Idea

In mathematics, a common way to describe sets is

$$\{x \mid p(x)\} ,$$

meaning that the set contains all x that satisfy a predicate p .

This inspires the **tuple relational calculus (TRC)**:

In a **tuple relational calculus query**

$$\{t \mid F(t)\} ,$$

t is a **tuple variable**, F is a **formula** that describes how tuples t must look like to qualify for the result.

Formulas form the heart of the TRC. The **language** for formulas is a subset of **first-order logic**:

An **atomic formula** is one of the following:

- $t \in \textit{RelationName}$
- $t \leftarrow \langle X_1, \dots, X_k \rangle$ (tuple constructor)
- $r.a \theta s.b$ (r, s tuple variables; a, b attributes in r, s ; $\theta \in \{=, <, \dots\}$)
- $r.a \theta \textit{Constant}$ or $\textit{Constant} \theta r.a$

A **formula** is then recursively defined to be one of the following:

- any atomic formula
- $\neg F, F_1 \wedge F_2, F_1 \vee F_2$
- $\exists t : F(t, \dots)$
- $\forall t : F(t, \dots)$

where F and F_i are formulas and t a tuple variable.

Quantifiers \exists and \forall **bind** the variable t ; t may occur **free** in F .

A **TRC query** is an expression of the form

$$\{t \mid F(t)\} ,$$

where F is a formula and t is the only free variable in F .

All tuples in *Ingredients* where *Alcohol* = 0:

$$\{t \mid t \in \text{Ingredients} \wedge t.\text{Alcohol} = 0\}$$

Names and prices of all non-alcoholic ingredients:

$$\{t \mid \exists v : v \in \text{Ingredients} \wedge v.\text{Alcohol} = 0 \wedge t \leftarrow \langle v.\text{Name}, v.\text{Price} \rangle\}$$

Name all ingredients that can be ordered at 'Shop Rite':

$$\{t \mid \exists u : u \in \text{Suppliers} \wedge \exists v : v \in \text{Supplies} \wedge \exists w : w \in \text{Ingredients} \\ \wedge u.\text{Name} = \text{'Shop Rite'} \wedge u.\text{SupplID} = v.\text{SupplID} \\ \wedge v.\text{IngrID} = w.\text{IngrID} \wedge t \leftarrow \langle w.\text{Name} \rangle\}$$

Tuple Relational Calculus \leftrightarrow SQL

Observe how Tuple Relational Calculus and SQL are related:

$$\{t \mid \exists u : u \in \text{Suppliers} \wedge \exists v : v \in \text{Supplies} \wedge \exists w : w \in \text{Ingredients} \\ \wedge u.\text{Name} = \text{'Shop Rite'} \wedge u.\text{SupplID} = v.\text{SupplID} \\ \wedge v.\text{IngrID} = w.\text{IngrID} \wedge t \leftarrow \langle w.\text{Name} \rangle\}$$

In SQL:

```
SELECT w.Name
  FROM Suppliers AS u, Supplies AS v, Ingredients AS w
 WHERE u.Name = 'Shop Rite' AND u.SupplID = v.SupplID
        AND v.IngrID = w.IngrID
```

Idea:

- Use tuple relational calculus (\rightsquigarrow SQL) as a declarative front-end language for relational databases.

Questions:

- Can all relational algebra expressions also expressed using TRC?
- Can all TRC queries expressed using relational algebra?
(That is, can all TRC queries be answered with an execution engine that implements the algebraic operators?)

Answer?

- **No!**

Consider the TRC query

$$\{t \mid \neg(t \in \text{Ingredients})\}$$

(return all tuples that are **not** in the *Ingredients* table).

- The set of tuples described by this query is **infinite**.⁸
 - Relational algebra expressions operate over (and produce) only relations of **finite size**.
- The above TRC query is **not** expressible in relational algebra.

⁸Or bound only by the (very large) domains for the attributes in *Ingredients*.


The query on the previous slide was an example of an **unsafe** TRC query.

In practice, queries with an infinite result are rarely meaningful.

Thus:

- **Restrict** TRC to allow only queries with a finite result.
(We will refer to the set of allowed queries as the **safe TRC**.)

“Trick:”

- Define safe TRC based on **syntactic** restrictions on the formula language.
 -  **Why “syntactic”?**

Safe Tuple Relational Calculus

A formula F in the tuple relational calculus is called **safe** iff

- 1 it contains no universal quantifiers (\forall),
- 2 in each $F_1 \vee F_2$, F_1 and F_2 have only one free variable and this is the *same* variable in F_1 and F_2 ,
- 3 in all maximal conjunctive sub-formulae $F_1 \wedge F_2 \wedge \dots \wedge F_k$, a variable t may be used in a formula F_i only **after** it has been limited (“bound”) in a formula $F_j, j < i$.

A formula F_j limits t iff

- $F_j \equiv t \in R$ or
- $F_j \equiv t \leftarrow \langle X_1, \dots, X_k \rangle$
- t appears free in F_j and F_j itself is a safe TRC formula.


All free variables of a maximal conjunctive sub-formula must be limited.

- 4 negation only occurs in a conjunction as in 3.

SQL is also “safe” in that sense.

→ All tuple variables must be bound (“limited”) in the **FROM** part.

SQL is not purely based on safe TRC, but includes a combination of

- **Safe TRC**,
- **Relational Algebra**, ( Which example did we already see?)
- Additional constructs, such as **aggregation**.

Theorem

Relational algebra and safe tuple relational calculus are equivalent.

This equivalence

- guarantees **expressiveness**, *e.g.*, for SQL,
- yet allows **query compilation** into relational algebra (for query optimization and execution).

The theorem can be proven in a **constructive** way:

- Give **translation rules** that compile any safe TRC query into relational algebra and vice versa.
- The TRC → algebra direction already instructs us how to build a **query compiler**.

Goal: A function TRC that translates any algebra expression into a Safe TRC formula.

The interesting part is to derive the **formula** F to construct $\{t \mid F(t)\}$.

Thus:

- Find $\mathbb{T}(v, Exp)$. Given the name of a variable v and an algebraic (sub)expression Exp , $\mathbb{T}(v, Exp)$ constructs a formula, such that

$$\text{TRC}(Exp) := \{t \mid \mathbb{T}(t, Exp)\}$$

is the TRC equivalent for Exp and $\mathbb{T}(t, Exp)$ is safe.

Example:

$$\mathbb{T}(v, R) := v \in R .$$

Then,

$$\text{TRC}(R) := \{t \mid \mathbb{T}(t, R)\} = \{t \mid t \in R\} .$$

Strategy: Syntax-Driven Translation:

$$\mathbb{T}(v, R) := v \in R \quad (\text{see above})$$

$$\mathbb{T}(v, \sigma_p(\text{Exp})) := ?$$

$$\mathbb{T}(v, \pi_L(\text{Exp})) := ?$$

$$\mathbb{T}(v, \text{Exp}_1 \times \text{Exp}_2) := ?$$

$$\mathbb{T}(v, \text{Exp}_1 \cup \text{Exp}_2) := ?$$

$$\mathbb{T}(v, \text{Exp}_1 - \text{Exp}_2) := ?$$

(Next: Find a translation for each of the five basic algebra operators.)

Algebra **selection** operator σ_p :

$$\mathbb{T}(v, \sigma_p(Exp)) := \mathbb{T}(v, Exp) \wedge p(v) ,$$

where $p(v)$ is the predicate p in σ_p and all attribute names in p are qualified using the variable name v .

→ The resulting formula is **safe** if the result of the recursive construction $\mathbb{T}(v, Exp)$ is safe.

Remaining rules for $\mathbb{T}(v, Exp) \rightarrow$ exercises.

Goal: A function \mathcal{Alg} that translates any safe TRC query into a valid algebra expression.



Safe TRC cannot simply be translated bottom-up, because some of its sub-formulas might be un-safe if considered in isolation.

Example: $\{t \mid t \in R \wedge t \notin S\}$ is legal, but the sub-formula $t \notin S$ would violate rule [3](#) for safe TRC on slide 132 (and $\{t \mid \neg(t \in S)\}$ is not expressible in relational algebra).

Thus:

Carry **context information** through the translation process with help of an auxiliary function \mathbb{A} :

$$\mathbb{Alg}(\{t \mid F(t)\}) := \pi_{t.*}(\mathbb{A}(\{\}, F \wedge \text{true})) .$$

Idea:

- As input, \mathbb{A} receives a **partial algebra plan** (initialized with $\{\}$) and a **TRC formula**.
- \mathbb{A} “consumes” a conjunctive formula $F_1 \wedge \dots \wedge F_k$ piece-by-piece.
- The partial algebra plan is used to provide context and accumulate the overall compilation result.
- We use $\{\} \times E := E$ and $F \equiv F \wedge \text{true}$ to simplify compilation rules.

Let us look at simple formulas first:

$$\mathbb{A}(E, t \in R \wedge F) := \mathbb{A} \left(\begin{array}{c} \times \\ \swarrow \quad \searrow \\ E \quad \pi_{t.A_1:A_1, \dots, t.A_k:A_k} \\ \quad \quad \quad \downarrow \\ \quad \quad \quad R \end{array}, F \right) \quad (1)$$

$$\mathbb{A}(E, t \leftarrow \langle X_1, \dots, X_k \rangle \wedge F) := \mathbb{A} \left(\begin{array}{c} \pi_{\text{sch}(E), t.A_1:X_1, \dots, t.A_k:X_k} \\ \downarrow \\ E \end{array}, F \right) \quad (2)$$

$$\mathbb{A}(E, X \theta Y \wedge F) := \mathbb{A}(\sigma_{X \theta Y} E, F) \quad (3)$$

$$\mathbb{A}(E, \text{true}) := E \quad (4)$$

 Translation of

$$\{r \mid r \in R \wedge s \in S \wedge r.A = s.A \wedge s.B = 42\} ?$$

 The above TRC expression is not quite correct. Why?

Looks familiar?

This is (almost) exactly how your database system compiles SQL!

```
SELECT p.*  
  FROM Professors AS p, Courses AS c  
 WHERE p.ID = c.heldBy  
      AND c.courseID = 42
```

\downarrow

$$\{p \mid p \in \text{Professors} \wedge \exists c : c \in \text{Courses} \\ \wedge p.ID = c.heldBy \wedge c.courseID = 42\}$$

\downarrow

$$\pi_{p.*}(\sigma_{p.courseID=42}(\text{Professors} \bowtie_{p.ID=c.heldBy} \text{Courses}))$$

Time to complete our rule set...

$$\mathbb{A}(E, (\exists v : G) \wedge F) := \mathbb{A}\left(\begin{array}{c} \pi_{\text{sch}(E)} \\ \mathbb{A}(E, G \wedge \text{true}) \end{array}, F\right) \quad (5)$$

$$\mathbb{A}(E, (G_1 \vee G_2) \wedge F) := \mathbb{A}\left(\begin{array}{c} \cup \\ \mathbb{A}(E, G_1 \wedge \text{true}) \quad \mathbb{A}(E, G_2 \wedge \text{true}) \end{array}, F\right) \quad (6)$$

$$\mathbb{A}(E, \neg G \wedge F) := \mathbb{A}\left(\begin{array}{c} - \\ E \quad \begin{array}{c} \pi_{\text{sch}(E)} \\ \mathbb{A}(E, G \wedge \text{true}) \end{array} \end{array}, F\right) \quad (7)$$

□

Notes:

- In Rule (5), the \exists quantifier introduces a new variable, which appears free in G . After compiling G , we “project away” the additional column(s).
- In Rule (6), both parts of the \cup must be schema-compatible, because (by rule 2 for safe TRC on slide 132) G_1 and G_2 must have the same free variable.
- Observe, in Rule (7), how we can make use of the difference operator, because we made sure that all free variables in G were bound previously (and are thus part of E).

Safe TRC \rightarrow Relational Algebra (Example)

 Translation of

$$\{r \mid r \in R \wedge (\exists s : s \in S \wedge r.A = s.A \wedge s.B = 42)\} ?$$

Limitations of Relational Algebra / Safe TRC

Suppose a database contains a *Flights* relation

Flights		
From	To	FlightNo
ZRH	DRS	OL 277
DRS	MUC	LH 2127
⋮	⋮	⋮

where a tuple $\langle f, t, n \rangle$ indicates that there is a flight from f to t with flight number n .

The algebra expression

$$\pi_{To}(\pi_{From \leftarrow To}(\sigma_{From='ZRH'}(Flights)) \bowtie Flights)$$

then returns airport codes for all destinations that can be reached with one stop from Zurich.

Limitations of Relational Algebra / Safe TRC

More generally, we can use an n -fold **self join** to find destinations reachable with n stops.

- We can write down that self join for every known value of n .
- But it is **impossible** to express the **transitive closure** in relational algebra.
(*I.e.*, we cannot write a query that returns reachable destinations with a trip of **any** length.)

This implies that relational algebra is **not computationally complete**.

- This might seem unfortunate. But it is a consequence of the desirable guarantee that **query evaluation always terminates** in relational algebra.

SQL is slightly more powerful than relational algebra (\equiv Safe TRC),
e.g.,

- **aggregation** (*e.g.*, the SQL COUNT operation)
- (very limited) support for **recursion**
Reachability queries as shown before can actually be expressed in recent versions of SQL.
- explicit support for special use cases (*e.g.*, windowing)

These extensions have been carefully designed to keep the **termination guarantees**, however.

Relations:

- finite sets of tuples

Relational Algebra:

- expression-based query language
 - operators σ_p , π_L , \times , \cup , $-$, \bowtie_p , ...
 - used internally by DBMSs for optimization and evaluation

(Safe) Tuple Relational Calculus:

- declarative query language
 - $\{t \mid F(t)\}$
 - TRC inspired the design of the SQL language

Expressiveness:

- relational algebra = safe TRC \subseteq SQL