

Architecture and Implementation of Database Systems (Summer 2020)

Jens Teubner, DBIS Group
`jens.teubner@cs.tu-dortmund.de`

Summer 2020

Part III

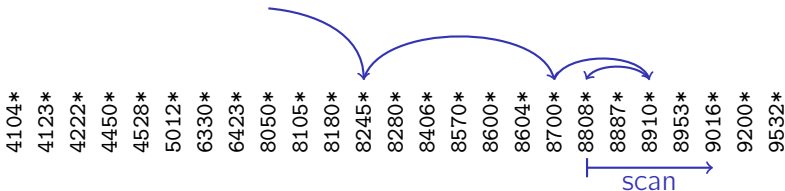
Indexing

```
SELECT *
FROM CUSTOMERS
WHERE ZIPCODE BETWEEN 8800 AND 8999
```

How could we prepare for such queries and evaluate them efficiently?

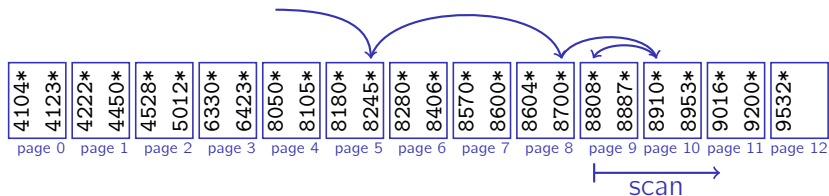
We could

- 1 **sort** the table on disk (in ZIPCODE order).
- 2 To answer queries, then use **binary search** to find first qualifying tuple, and **scan** as long as ZIPCODE < 8999.



k^* denotes the full data record with search key k .

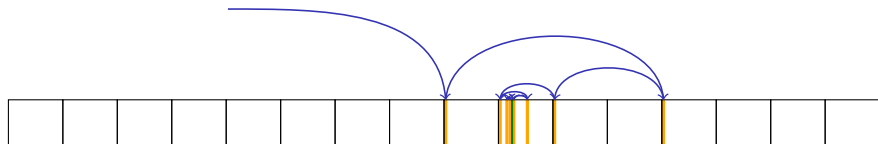
Ordered Files and Binary Search



✓ We get **sequential access** during the **scan phase**.

We need to read $\log_2(\# \text{ tuples})$ tuples during the **search phase**.

✗ We need to read about as many **pages** for this.
(The whole point of binary search is that we make far, unpredictable jumps. This largely defeats prefetching.)

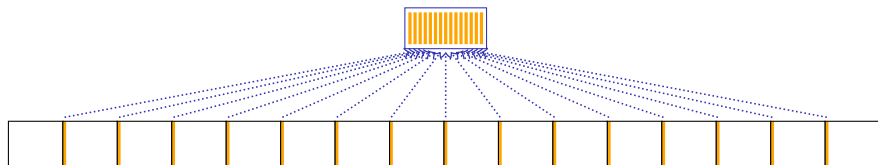


Observations:

- Make rather **far jumps initially**.
 - For each step read **full page**, but inspect only **one record**.
- After $\mathcal{O}(\log_2 \textit{pagesize})$, search stays **within one page**.
 - I/O cost is used much more efficiently here.

Binary Search and Database Pages

Idea: “Cache” those records that might be needed for the first phase.



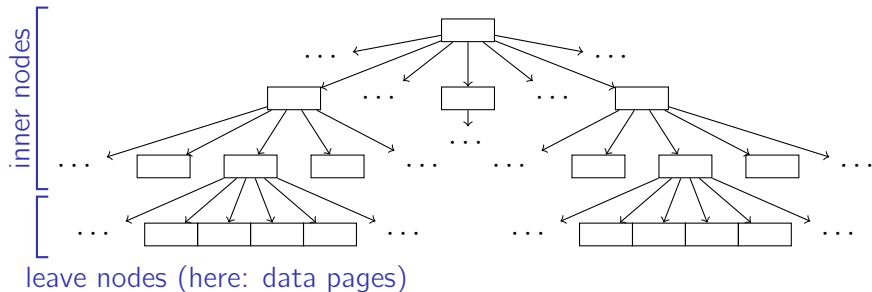
→ If we can keep the cache **in memory**, we can find **any** record with just a **single I/O**.



Is this assumption reasonable?

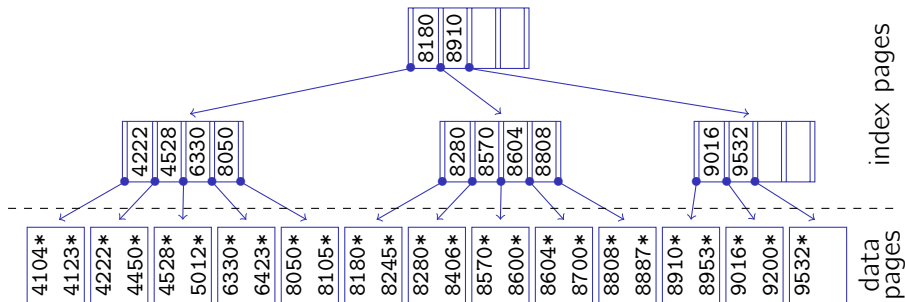
What if my data set is really large?

- “Cache” will span many pages, too.
(In practice, we’ll organize the cache just like any other database object.)
- Thus: **“cache the cache”** → hierarchical “cache”

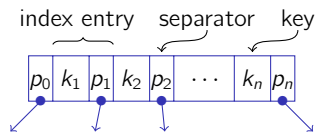


ISAM—Indexed Sequential Access Method

Idea: Accelerate the search phase using an index.



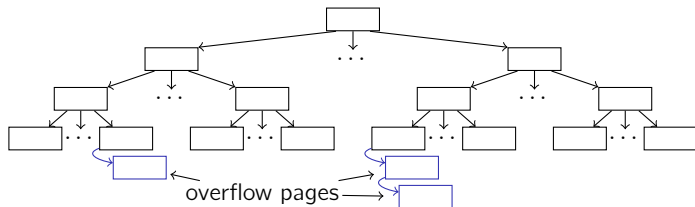
- All nodes are the size of a page
 - hundreds of entries per page
 - large fanout, low depth
- Search effort: $\log_{fanout}(\# \text{ tuples})$



ISAM Index: Updates

ISAM indexes are inherently **static**.

- **Deletion** is not a problem: delete record from data page.
- **Inserting** data can cause more effort:
 - If space is left on respective leaf page, insert record there (*e.g.*, after a preceding deletion).
 - Otherwise, **overflow pages** need to be added.
(Note that these will **violate** the sequential order.)
 - ISAM indexes **degrade** after some time.



- Leaving some free space during index creation reduces the insertion problem (typically $\approx 20\%$ free space).
- Since ISAM indexes are static, pages need not be **locked** (database jargon: “latched”) during index access.
 - Latching can be a serious bottleneck in dynamic tree indexes (particularly near the root node).
- ISAM may be the index of choice for relatively static data.

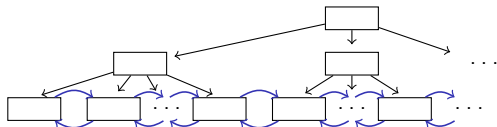
B⁺-trees: A Dynamic Index Structure

The **B⁺-tree** is derived from the ISAM index, but is fully dynamic with respect to updates.

- **No overflow chains**; B⁺-trees remain **balanced** at all times
- Gracefully adjusts to **inserts** and **deletes**.
- **Minimum occupancy** for all B⁺-tree nodes (except the root): **50 %** (typically: 67 %).
- Original version: **B-tree**: R. Bayer and E. M. McCreight. Organization and Maintenance of Large Ordered Indexes. *Acta Informatica*, vol. 1, no. 3, September 1972.

B⁺-trees look like ISAM indexes, where

- leaf nodes are, generally, **not** in sequential order on disk,
- leaves are connected to form a **double-linked list**:²



- leaves may contain **actual data** (like the ISAM index) or just **references** to data pages (e.g., rids). ↗ slides 79 and 85
 - We assume the **latter** case in the following, since it is the more common one.
- each B⁺-tree node contains between d and $2d$ entries (d is the **order** of the B⁺-tree; the root is the only exception)

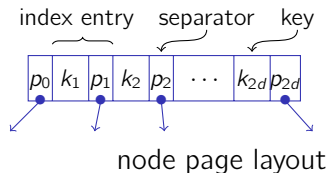
²This is not really a B⁺-tree requirement, but some systems implement it.

Searching a B⁺-tree

```
1 Function: search(k)  
2 return tree_search(k, root);
```

```
1 Function: tree_search(k, node)  
2 if node is a leaf then  
3   return node;  
4 switch k do  
5   case  $k < k_1$  do  
6     return  
7     tree_search(k,  $p_0$ );  
8   case  $k_i \leq k < k_{i+1}$  do  
9     return  
10    tree_search(k,  $p_i$ );  
11   case  $k_{2d} \leq k$  do  
12     return  
13     tree_search(k,  $p_{2d}$ );
```

- Function `search(k)` returns a pointer to the leaf node that contains potential hits for search key *k*.

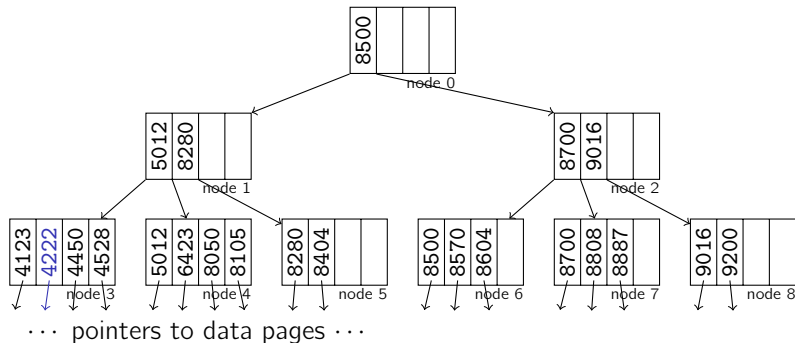


- The B⁺-tree needs to remain **balanced** after every update.³
 - We **cannot** create overflow pages.
- Sketch of the insertion procedure for entry $\langle k, p \rangle$ (key value k pointing to data page p):
 - 1 **Find leaf page** n where we would expect the entry for k .
 - 2 If n has **enough space** to hold the new entry (*i.e.*, at most $2d - 1$ entries in n), **simply insert** $\langle k, p \rangle$ into n .
 - 3 Otherwise node n must be **split** into n and n' and a new **separator** has to be inserted into the parent of n .

Splitting happens recursively and may eventually lead to a split of the root node (increasing the tree height).

³*i.e.*, every root-to-leaf path must have the same length.

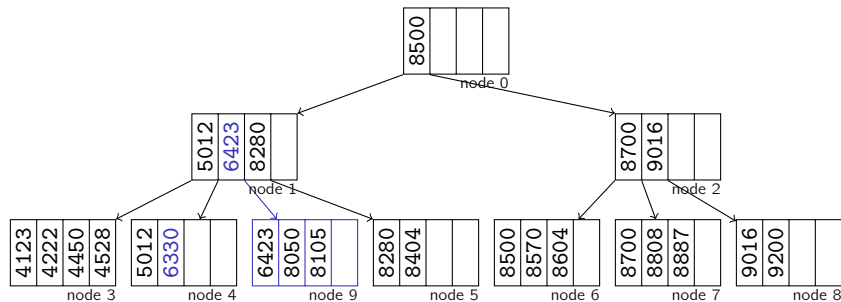
Insert: Examples (Insert without Split)



Insert new entry with key 4222.

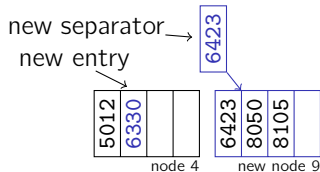
- Enough space in node 3, simply insert.
- Keep entries **sorted within nodes**.

Insert: Examples (Insert with Leaf Split)

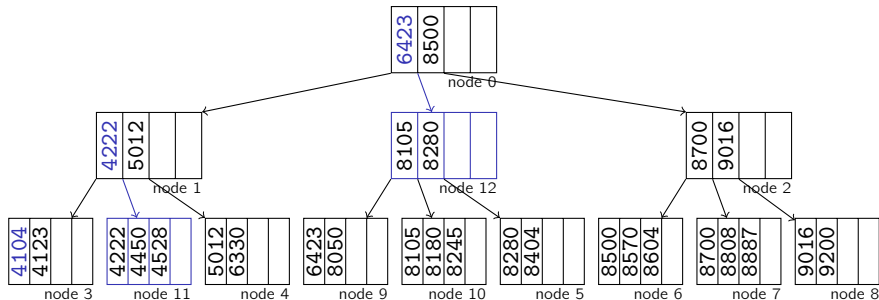


Insert key 6330.

- Must **split** node 4.
- **New separator** goes into node 1 (including pointer to new page).




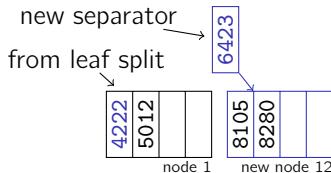
Insert: Examples (Insert with Inner Node Split)



After 8180, 8245, insert key 4104.

- Must **split** node 3.
- Node 1 overflows → split it
- **New separator** goes into root

Unlike during leaf split, separator key does **not** remain in inner node.  **Why?**



Insert: Root Node Split

- Splitting starts at the leaf level and continues upward as long as index nodes are fully occupied.
- Eventually, this can lead to a split of the **root node**:
 - Split like any other inner node.
 - Use the separator to create a **new root**.
- The root node is the **only** node that may have an occupancy of less than 50%.
- This is the **only** situation where the tree height increases.

 **How often do you expect a root split to happen?**

Insertion Algorithm

```
1 Function: tree_insert (k, rid, node)
2 if node is a leaf then
3   | return leaf_insert (k, rid, node);
4 else
5   | switch k do
6     | case  $k < k_1$  do
7       |  $\langle sep, ptr \rangle \leftarrow$  tree_insert (k, rid,  $p_0$ );
8     | case  $k_i \leq k < k_{i+1}$  do
9       |  $\langle sep, ptr \rangle \leftarrow$  tree_insert (k, rid,  $p_i$ );
10    | case  $k_{2d} \leq k$  do
11      |  $\langle sep, ptr \rangle \leftarrow$  tree_insert (k, rid,  $p_{2d}$ );
12    | if sep is null then
13      | return  $\langle$  null, null  $\rangle$ ;
14    | else
15      | return split (sep, ptr, node);
```

} see tree_search ()

```
1 Function: leaf_insert ( $k, rid, node$ )
2 if another entry fits into  $node$  then
3   insert  $\langle k, rid \rangle$  into  $node$  ;
4   return  $\langle \text{null}, \text{null} \rangle$ ;
5 else
6   allocate new leaf page  $p$  ;
7   take  $\{ \langle k_1^+, p_1^+ \rangle, \dots, \langle k_{2d+1}^+, p_{2d+1}^+ \rangle \} :=$  entries from  $node \cup \{ \langle k, ptr \rangle \}$ 
8   | leave entries  $\langle k_1^+, p_1^+ \rangle, \dots, \langle k_d^+, p_d^+ \rangle$  in  $node$  ;
9   | move entries  $\langle k_{d+1}^+, p_{d+1}^+ \rangle, \dots, \langle k_{2d+1}^+, p_{2d+1}^+ \rangle$  to  $p$  ;
10  return  $\langle k_{d+1}^+, p \rangle$ ;
```

```
1 Function: split ( $k, ptr, node$ )
2 if another entry fits into  $node$  then
3   insert  $\langle k, ptr \rangle$  into  $node$  ;
4   return  $\langle \text{null}, \text{null} \rangle$ ;
5 else
6   allocate new leaf page  $p$  ;
7   take  $\{ \langle k_1^+, p_1^+ \rangle, \dots, \langle k_{2d+1}^+, p_{2d+1}^+ \rangle \} :=$  entries from  $node \cup \{ \langle k, ptr \rangle \}$ 
8   | leave entries  $\langle k_1^+, p_1^+ \rangle, \dots, \langle k_d^+, p_d^+ \rangle$  in  $node$  ;
9   | move entries  $\langle k_{d+2}^+, p_{d+2}^+ \rangle, \dots, \langle k_{2d+1}^+, p_{2d+1}^+ \rangle$  to  $p$  ;
10  | set  $p_0 \leftarrow p_{d+1}^+$  in  $p$ ;
11  return  $\langle k_{d+1}^+, p \rangle$ ;
```

Insertion Algorithm

```
1 Function: insert (k, rid)
2  $\langle key, ptr \rangle \leftarrow \text{tree\_insert}(k, rid, root);$ 
3 if key is not null then
4     allocate new root page r;
5     populate r with
6          $p_0 \leftarrow root;$ 
7          $k_1 \leftarrow key;$ 
8          $p_1 \leftarrow ptr;$ 
9      $root \leftarrow r;$ 
```


- `insert (k, rid)` is called from outside.
- Note how leaf node entries point to rids, while inner nodes contain pointers to other B⁺-tree nodes.

B-trees use slotted pages, too.

Inner Nodes:

- record $\equiv \langle key, childPage \rangle$ pairs.
- Additional key value to hold extra child pointer
 - e.g., key value from reference in parent
 - “dummy key” for far-left or far-right end
- Similar to leaves, $\langle key, childPage-list \rangle$ might make sense, too.

Leaf Nodes: Three options:

- 1 Store full data records in B-tree leaf
 - B-tree becomes a method to physically organize the table's data pages.
 - “clustered index” or “index-organized table”
- 2 record $\equiv \langle \text{key}, \text{rid-list} \rangle$
 - There could be more than one tuple for same key.
- 3 record $\equiv \langle \text{key}, \text{rid} \rangle$
 - Easier when keys are unique.  **Why?**

Options 2 and 3 are reasons why we want record ids to be **stable**.

→ slides 50 ff.

E.g., index on VARCHAR field with random content:

Hi Key 0:

Offset Location = 668 (x29C)

Record Length = 455 (x1C7)

Key Part 1:

Variable Length Character String

Actual Length = 0

Child Pointer => Page 24694

Table RID: x(0000 03C6 0027) r(000003C6;0027) d(966;39)

Child Pointer => Page 24695

Table RID: x(0000 0514 0018) r(00000514;0018) d(1300;24)

...

Hi Key 1:

Offset Location = 1123 (x463)

Record Length = 31 (x1F)

Key Part 1:

Variable Length Character String

Actual Length = 16

2B2B357A 5169792F 31307556 73513D3D ++5zQiy/10uVsQ==

Child Pointer => Page 24739

Table RID: x(FFFF FFFF FFFF) r(FFFFFFFF;FFFF) d(4294967295;65535)

Data Pages:

- Move record without changing its slot/RID.

Index Pages:

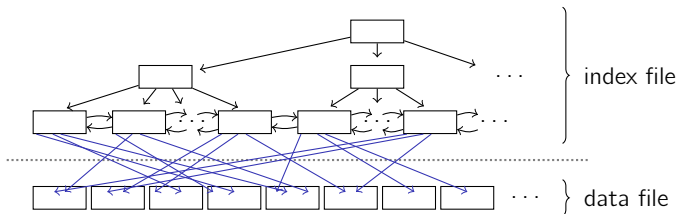
- Also: change slots without moving data.



Huh?

B⁺-trees and Sorting

A typical situation according to alternative 2 looks like this:

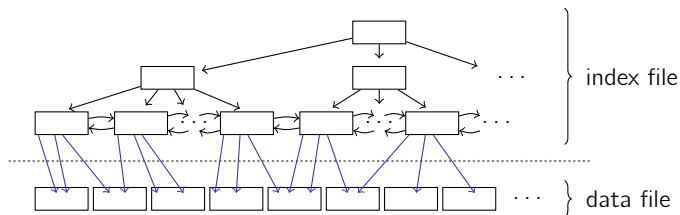


What are the implications when we want to execute

SELECT * FROM CUSTOMERS ORDER BY ZIPCODE ?

Clustered B⁺-trees

If the data file was **sorted**, the scenario would look different:



We call such an index a **clustered index**.

- Scanning the index now leads to **sequential access**.
- This is particularly good for **range queries**.



Why don't we make all indexes clustered?

DB2 does **not** offer clustered indexes in the sense discussed here.

But:

- Can declare one “clustering index” per table.

```
CREATE INDEX IndexName  
ON TableName (col1, col2, ..., coln) CLUSTER
```

- DB2 will attempt (!) to cluster the table’s **data pages** according to the key of the index.
 - Table **re-organization** will re-establish clustering if necessary.
 - Use ALTER TABLE and PCTFREE to ease future inserts.

Index Organized Tables

Alternative 1 (slide 79) is a special case of a clustered index.

- index file \equiv data file
- Such a file is often called an **index organized table**.


E.g., Oracle8i

```
CREATE TABLE (...  
                ... ,  
                PRIMARY KEY ( ... ))  
    ORGANIZATION INDEX;
```

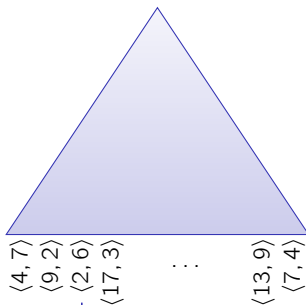
Indexes on Tables

Option A: Heap file for data, indexes with RIDs

data pages
(heap file)



index on k
(non-clustered)

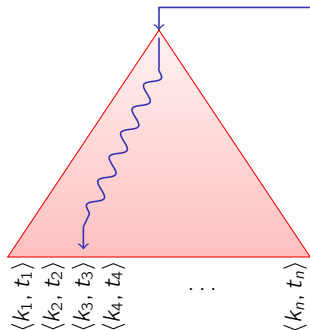


RIDs in
leaf nodes

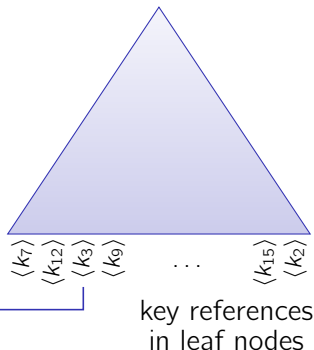
→ Can have arbitrarily many indexes of this kind.

Option B: Data sits in clustered index

unique index on k
(clustered; contains data)



secondary index on a
(non-clustered)

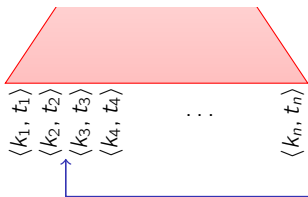


- Secondary indexes use key values to reference tuples.

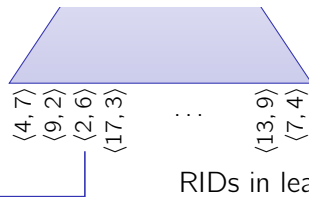
Indexes on Tables

What about this setup?

unique index on k
(clustered; contains data)



secondary index on a
(non-clustered)



Address book of Berlin, anno 1858:⁴

Woplawſky — Präger.

353

- Woplawſky, E.**, Drechsler in Horn und Holz, Schornsteinfegergaſſe 1.
- Woplawſky, B.**, Uhrmacher, Leipziger-ſtraße 43.
- Wopowiſch, R.**, Kürſchner, Ziegel-ſtraße 11. 12.
- Wopowſka, M.**, Haushofmeiſterfrau, Koſchſtr. 43.
- Wopp, E.**, Schloſſer, Schießgaſſe 7.
- M., Schneider f. D., Kommandan-
tenſtr. 31.
- A. C., Seidenwirker, Prinzen-Allee 74.
- F., geb. Schmid, Ww., Gutsbe-
ſitzerin, Kronenſtr. 17.
- Woppe, C. F.**, Diätar, J., Wilhelms-
ſtraße 92.
- W., Gaſtiet, Schuſtergaſſe 1.
- E., Holz- und Horndrechsler, Wall-
ſtraße 54.
- Eduard, Filz- und Filzſchuhfabrik,
Wolldruckerei u. Lager von Filzſchuh-
Oberſtock, Plüſchband und aller Arten
Filzwaaren, Friedrichſtr. 109. E.
- B., Fuhrherr, Neu-Kölln a. B. 21.
- J., Handelsmann, Soppienſtr. 26.
- Worath, S.**, Oberfeuermann, Land-
wehrſtr. 3.
- W., Gärtner und Blumenhändler,
Draniensburgerſtr. 57.
- F., Tuchmacher, Weberſtr. 34.
- Worawſky, S.**, Eisenbahn-Zugführer,
Louiſenplaß 12.
- Worepp, C.**, Zimmer-Vermiether, Unter
den Linden 47.
- Wormetter, F. W.**, Buchdruckerei-
beſitzer, Kommandantenſtr. 7.
- Worſch, S.**, Kunſtmaler, Heiligegeiſt-
ſtraße 25.
- Worſchien, G.**, Schneider, Friedrichs-
graſt 59.
- Wort, C.**, Tapezirer, Fruchtſtr. 58.
- Wortſchet, J.**, Polizei- Wachtmeiſter,
Charlottenſtr. 37.
- M. u. J., Geſchw., Hut- und Mo-
dehändlerinnen, Charlottenſtr. 37.
- Worth, E.**, Hoffſchaufpieler, Friedrichs-
ſtraße 195.
- S., Tiſcher, Marktgraſenſtr. 18.
- Worthum, G.**, Klempner, Roſenſtr. 8.
- Wortier, L.**, Dlle., Lindenſtr. 48.
- Woffart, F.**, Intendantur-Applicant,
Schumannſtr. 9. 2—4.
- E., Kaufmann, Inhaber des Land-
wirthſchaftlichen Etabliſſements, Hei-
ligegeiſtſtr. 3. F. Eugen Woffart. Cp.
- J. E., Kaufmann, Schumannſtr. 9.
12—2.
- F., Schankwirth, Köpnickſtr. 129.
- Woffe, E.**, Barbier, Mauerſtr. 33.
- L., Schneider f. S., Neuer Markt 9.
- A., Schneider f. S., Krauſenſtr. 4. 5.
- Woffel, F.**, Handelsmann, Dreſdner-
ſtraße 97.
- F., Ruſſkuſ, Lindenſtr. 56.
- Woffeldt, J.**, Geh. Regiſtratur-Aſſiſtent
im Miniſterium für Handel u., Gra-
benſtr. 3. 4—5.
- Woffelt, V.**, Kanzleidienet, Leipziger-
ſtraße 5.
- E., Modelleur, Straſauerplaß 4.
- C., Porzellanmaler, Alte Jakobs-
ſtraße 60. E.
- L., Koch und Restaurateur, Charité-
ſtraße 5.
- L., Restaurateur, Mittelſtr. 57.

⁴<http://adressbuch.zlb.de/>

Prefix Truncation

Address book:

- To save space, common last names are printed only once.


Such **prefix truncation** can also be applied to B-trees:⁵

Prefix: Smith, J							
ack	ane	ason	eremy	ill	ohn	...	une

The advantage is **two-fold**:

- 1 save space → more keys fit on one page → higher fanout
- 2 need **fewer comparisons**

⁵R. Bayer and K. Unterauer. *Prefix B-Trees*. TODS 2(1), March 1972.

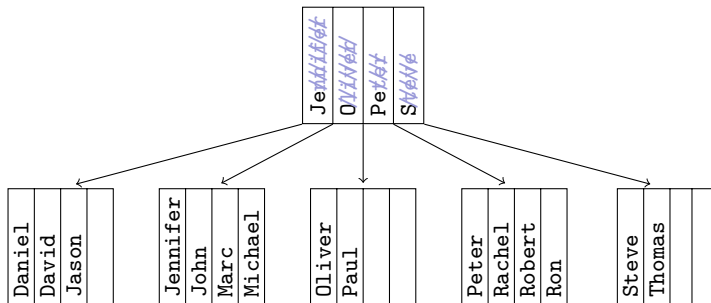
- **Prefix truncation** is most effective near or in leaf pages.  **Why?**
- Elsewhere, by contrast, the leading key parts are most discriminative.
- In fact, a key's suffix might not be needed to guide navigation at all.

This motivates **suffix truncation**:

- Store keys only as far as needed to guide search.
- Remember: key values in inner tree nodes do **not** have to be contained in the actual data set.

Suffix Truncation

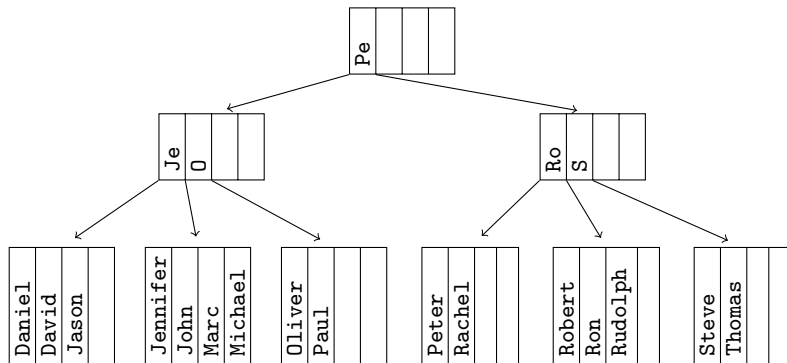
Example:



Suffix Truncation



Suffix truncation beyond the bottom-most level is difficult/dangerous.

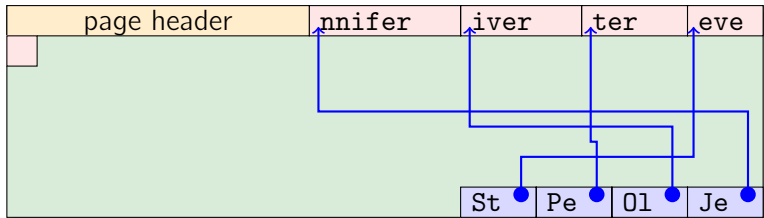


→ Shortening 'Pe' to 'P' would be incorrect!

“Poor Man’s Normalized Keys”

The effect of discriminative prefixes can also be exploited as follows:

- Store a **fixed-length prefix** as an additional field in every entry of the slot directory.
- Need to follow the pointer only if the prefix is not enough to decide on the comparison outcome.



“Poor Man’s Normalized Keys”

- Most accesses are to an array of fixed-length elements (Pointer chasing in memory is relatively expensive on modern hardware.)
- Can use, *e.g.*, integer comparisons to evaluate four-byte prefix comparisons.



May need to **re-order** bytes for this.

- **CPU cache efficient:** When a slot entry is read, likely the prefix is in the same cache line.

Key Normalization

In practice, key comparisons are not as simple as they look on slides:

- language-specific **collation**
- representations as different **character sets**
- NULL values

Plus, keys might be composed of **multiple columns**.

Thus:

- **Normalize** keys and represent any key as a **bit string**.
 - All of the above issues only affect normalization, but not B-tree operations themselves.
- Can prepare, *e.g.*, for integer (rather than bit or byte) comparisons.

Key Normalization

Examples:

- Map upper and lower case letters to same bit string if collation is case insensitive.
- Use bit representations for characters according to collation
E.g., ö < z in German; z < ö in Swedish.
- To sort NULL before any value: Prepend any valid value with a '1' bit and represent NULL as a '0' bit.

A	B	C	normalized key
2	'Smith'	'John'	<u>1</u> 00...00000010 <u>1</u> Smith'\0' <u>1</u> John'\0'
3	'Miller'	"	<u>1</u> 00...00000011 <u>1</u> Miller'\0' <u>1</u> '\0'
64	–	'Dave'	<u>1</u> 00...00100000 <u>0</u> <u>1</u> Dave'\0'
–	"	–	<u>0</u> <u>1</u> '\0' <u>0</u>



Information might get lost during normalization
(*e.g.*, capitalization)

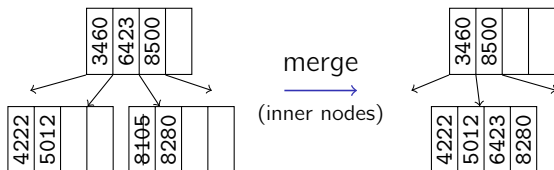
- Store normalized **and** original key (redundantly) in leaf nodes or
- Use normalization only in inner nodes

Keys tend to become larger due to normalization.

- **Order-preserving compression** might be useful.

Key normalization and prefix/suffix truncation go particularly well together.

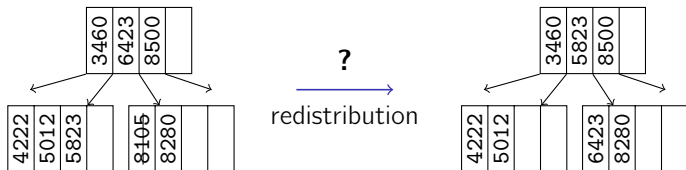
- If a node is sufficiently full (*i.e.*, contains at least $d + 1$ entries, we may simply remove the entry from the node.
 - Note: Afterward, **inner nodes** may contain keys that no longer exist in the database. This is perfectly legal.
- **Merge** nodes in case of an **underflow** (“undo a split”):



- “Pull” separator into merged node.



It's not quite that easy...



- Merging only works if **two** neighboring nodes were 50 % full.
- Otherwise, we have to **re-distribute**:
 - “rotate” entry through parent

- Actual systems often avoid the cost of merging and/or redistribution, but relax the minimum occupancy rule.
- To improve **concurrency**, systems sometimes only **mark** index entries as deleted and physically remove them later (*e.g.*, IBM DB2 UDB “type-2 indexes”)
 - **“Ghost bits” / “ghost records”**
 - Often kept around for a while → re-use on next insert.

Before key deletion:

Key 64:

Offset Location = 3710 (xE7E)

Record Length = 40 (x28)

Key Part 1:

Variable Length Character String

Actual Length = 28

44516A6B 7A334650 76724471 534B7767 DQjzkz3FPvrDqSKwg

58432B59 345A7837 4852383D XC+Y4Zx7HR8=

Table RID: x(0000 1237 0001) r(00001237;0001) d(4663;1) ridFlags=x0

After key deletion:

Key 64:

Offset Location = 3710 (xE7E)

Record Length = 40 (x28)

Key Part 1:

Variable Length Character String

Actual Length = 28

44516A6B 7A334650 76724471 534B7767 DQjzkz3FPvrDqSKwg

58432B59 345A7837 4852383D XC+Y4Zx7HR8=

Table RID: x(0000 1237 0001) r(00001237;0001) d(4663;1) ridFlags=x3 Punc Deleted

In IBM DB2, redistribution and merging are **only** applied if

- the page is a **leaf node** and
(Remember the pointers between adjacent leaf nodes, ↗ slide 68.)
- the fill degree of the page falls below `MINPCTUSED` and
(That also means that `MINPCTUSED` must have a value greater than its default, which is 0.)
- the transaction holds an **exclusive lock on the table**.

This is called **online index defragmentation** in DB2.

Otherwise, “clean-up” only happens during explicit index maintenance.

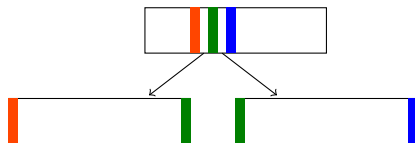
- Use `REORG INDEX` to trigger maintenance.
- Use `REORGCHK` to check whether index(es) need maintenance.

Ghost Records

Ghost records turn out to be useful for a number of purposes.

E.g., **fence keys**

- Keep a copy of parent's separator keys in every node



- Fence keys span range of **possible** key values in this node
 - Avoids problems with **prefix truncation**.
- One key is an **exclusive bound**, thus **must** be a ghost record.
- The other one may or may not be a ghost record.
- Can be used, *e.g.*, to check **integrity** of B-tree.

Variable-Length Keys


With **variable-length keys**, the original B-tree property

$$d \leq \text{number of keys in a node} \leq 2d$$

is not practical any more.

→ Real-world systems do not really care about this “50 % rule.”

With truncation, the storage space for a key might even **change** during re-organizations.

-  Will this cause any trouble during updates?

Composite Keys

B^+ -trees can (in theory⁶) be used to index everything with a defined **total order**, *e.g.*:

- integers, strings, dates, . . . , and
- **concatenations** thereof (based on **lexicographical order**).

E.g., in most SQL dialects:

```
CREATE INDEX ON TABLE CUSTOMERS (LASTNAME, FIRSTNAME);
```


A useful application are, *e.g.*, **partitioned B-trees**:

- Leading index attributes effectively **partition** the resulting B^+ -tree.

↗ G. Graefe: Sorting And Indexing With Partitioned B-Trees. *CIDR 2003*.

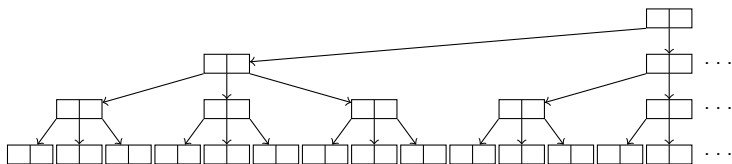
⁶Some implementations won't allow you to index, *e.g.*, large character fields.

```
CREATE INDEX ON TABLE STUDENTS (SEMESTER, ZIPCODE);
```

 **What types of queries could this index support?**

Bulk-Loading B⁺-trees

Building a B⁺-tree is particularly easy when the input is **sorted**.




- Build B⁺-tree **bottom-up** and **left-to-right**.
- Create a parent for every $2d + 1$ unparented nodes.
(Actual implementations typically leave some space for future updates.
↗ e.g., DB2's PCTFREE parameter)



What use cases could you think of for bulk-loading?

In the foregoing we described the **B⁺-tree**.

Bayer and McCreight originally proposed the **B-tree**:

- Inner nodes contain data entries, too.  **Pros/cons?**

There is also a **B*-tree**:

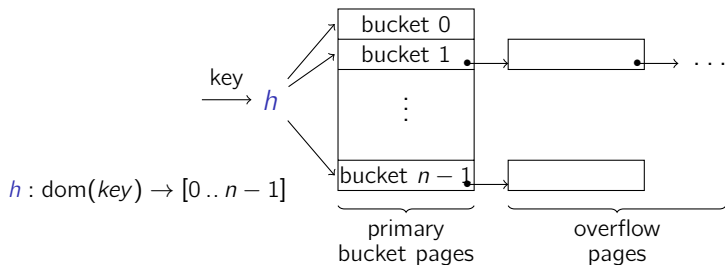
- Keep non-root nodes at least $\frac{2}{3}$ full (instead of $\frac{1}{2}$).
- Need to **redistribute on inserts** to achieve this.
(Whenever **two** nodes are full, split them into **three**.)

Most people say “B-tree” and mean any of these variations. Real systems typically implement B⁺-trees.

“B-trees” are also used outside the database domain, *e.g.*, in modern **file systems** (ReiserFS, HFS, NTFS, ...).

Hash-Based Indexing

B^+ -trees are **by far** the predominant type of indices in databases. An alternative is **hash-based indexing**.




- Hash indices can only be used to answer **equality predicates**.
- Particularly good for strings (even for very long ones).

Problem: How do we choose n (the number of buckets)?

- n too large \rightarrow space wasted, poor space locality
- n too small \rightarrow many overflow pages, degrades to linked list

Database systems, therefore, use **dynamic hashing** techniques:

- **extendible hashing**,
- **linear hashing**.

 Few systems support true hash indices (e.g., PostgreSQL).

More popular uses of hashing are:

- support for **B⁺-trees** over hash values (e.g., SQL Server)
- the use of hashing during query processing \rightarrow **hash join**.

Indexed Sequential Access Method (ISAM)

A **static**, tree-based index structure.

B⁺-trees

The database index structure; indexing based on any kind of (linear) **order**; adapts **dynamically** to inserts and deletes; low tree heights (~ 3–4) guarantee fast lookups.

Clustered vs. Unclustered Indices

An index is clustered if its underlying data pages are ordered according to the index; fast **sequential access** for clustered B⁺-trees.

Hash-Based Indices

Extendible hashing and **linear hashing** adapt dynamically to the number of data entries.